

# Modicon TM5

High-Performance and Safe IP20  
Modular I/O System



# Modicon

## Discover [Modicon](#)

Edge control for Industrial IoT

Modicon IIoT-native edge controllers manage complex interfaces across assets and devices or directly into the cloud, with embedded functional safety and cybersecurity. Modicon provides performance and scalability for a wide range of industrial applications up to high-performance multi-axis machines and high-available redundant processes.

## Explore our offer

- [Modicon HVAC Controllers](#)
- [Modicon PLC](#)
- [Modicon Motion Controllers](#)
- [Modicon PAC](#)
- [Modicon I/O](#)
- [Modicon Networking](#)
- [Modicon Power Supply](#)
- [Modicon Wiring](#)
- [Modicon Safety](#)

Life Is On



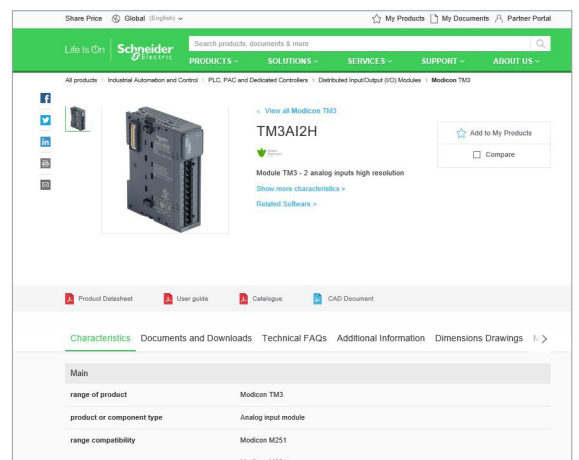
# Quick access to product information

## Get technical information about your product

References

**Modicon TM3**  
I/O expansion modules for Modicon controllers  
Analog I/O modules

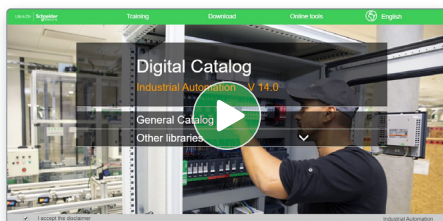
Number and type of channels	Input range	Output range	Resolution	Input format (mA)	Reference	Weight (kg)
2 voltage inputs	-15...+15 VDC 0...20 mA r.t. 20 mA	16.00V or 12.00V r.t.	16.00V or 12.00V r.t.	0/20mA	TM3AI2H	0.110
4 voltage inputs	-15...+15 VDC 0...20 mA r.t. 20 mA	16.00V or 12.00V r.t.	16.00V or 12.00V r.t.	0/20mA	TM3AI4	0.100
4 differential temperature inputs (I <sup>2</sup> C, R, S, T, N, E, C)	Thermopiles or RTD (PT100, NI1000, PT100, PT200)	16.00V or 12.00V r.t.	16.00V or 12.00V r.t.	0/20mA	TM3TI4	0.110
4 differential temperature inputs (I <sup>2</sup> C, R, S, T, N, E, C)	Thermopiles or RTD (PT100, NI1000, PT100, PT200)	16.00V or 12.00V r.t.	16.00V or 12.00V r.t.	0/20mA	TM3TI4	0.110
8 self-diagnosing	-15...+15 VDC	16.00V or 12.00V r.t.	16.00V or 12.00V r.t.	0/20mA	TM3AI8	0.110



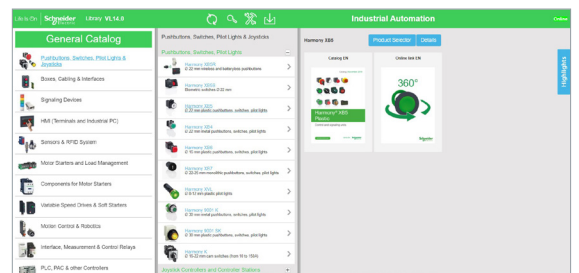
Each commercial reference presented in a catalog contains a hyperlink. Click on it to obtain the technical information of the product:

- Characteristics, Dimensions and drawings, Mounting and clearance, Connections and schemas, Performance curves
- Product image, Instruction sheet, User guide, Product certifications, End of life manual

## Find your catalog



- > With just 3 clicks, you can access the Industrial Automation and Control catalogs, in both English and French
- > Consult digital automation catalogs at [Digi-Cat Online](#)

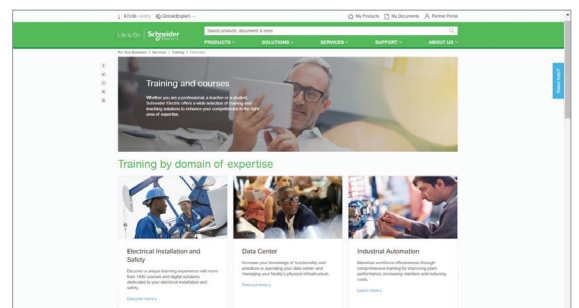


- Up-to-date catalogs
- Embedded product selectors, 360° pictures
- Optimized search by commercial references

## Select your training



- > Find the right [Training](#) for your needs on our Global website
- > Locate the training center with the selector tool, using this [link](#)



# General content

## Modicon TM5

High-Performance and Safe IP20 Modular I/O System

<i>Introduction to EcoStruxure Machine</i> .....	page 2
<i>Selection guide: controllers for industrial machines</i> .....	page 4
<i>Machine automation</i> .....	page 6
■ <b>Modicon TM5 range</b> .....	page 8
■ <b>Modicon TM5 expansion system</b> .....	page 9
■ <b>24 V <math>\Rightarrow</math> digital modules and 24 V <math>\Rightarrow</math> digital/analog module</b>	
<i>Selection guide</i> .....	page 10
- Presentation, Description .....	page 12
- References, Accessories .....	page 13
■ <b>100/240 V <math>\sim</math> digital modules</b>	
<i>Selection guide</i> .....	page 10
- Presentation, Description .....	page 14
- References .....	page 15
■ <b>24 V <math>\Rightarrow</math> digital compact block</b>	
<i>Selection guide</i> .....	page 16
- Presentation, Description, References .....	page 17
■ <b>Analog modules</b>	
<i>Selection guide</i> .....	page 18
- Presentation, Description .....	page 20
- References .....	page 21
■ <b>Counter modules</b>	
<i>Selection guide</i> .....	page 22
- Presentation, Description .....	page 24
- References .....	page 25
■ <b>Transmitter and receiver modules</b>	
- Presentation, Description .....	page 26
- References .....	page 27
■ <b>IO-Link master module</b>	
- Presentation, Description .....	page 28
- References .....	page 29
■ <b>Communication module for RS232 serial link</b>	
- Presentation, Description .....	page 30
- References .....	page 31
■ <b>Common distribution modules</b>	
- Presentation, Description, References .....	page 32
■ <b>Power distribution modules</b>	
- Presentation, Description, References .....	page 33
■ <b>Safety logic controllers</b>	
- Presentation .....	page 34
- Certification, Description, References .....	page 35
■ <b>Safety I/O modules</b>	
- Presentation, Description .....	page 36
- References .....	page 37
■ <b>Interface modules for distributed I/O on network and buses</b>	
<i>Selection guide</i> .....	page 38
□ Interface module for distributed I/O over <b>Ethernet</b>	
- Presentation .....	page 40
- Description, References .....	page 41
□ Interface module for distributed I/O on <b>CANopen</b> bus	
- Presentation .....	page 42
- Description, References .....	page 43
□ Interface module for distributed I/O on <b>Sercos</b> bus	
- Presentation .....	page 44
- Description, References .....	page 45
■ <b>Product reference index</b> .....	page 46



To be competitive in today's digital era, machine builders must be innovative. Smart machines, those that are better connected, more flexible, more efficient, and safe, are enabling machine builders to innovate in ways never before possible.

EcoStruxure, Schneider Electric's open, IoT-enabled architecture and platform, offers powerful solutions for the digital era. As part of this, EcoStruxure Machine brings powerful opportunities for machine builders and OEMs, empowering them to offer smart machines and compete in the new, digital era.

EcoStruxure Machine brings together key technologies for product connectivity and edge control on premises, and cloud technologies to provide analytics and digital services. EcoStruxure Machine helps you bring more innovation and added value to your customers throughout the entire machine life cycle.

**Innovation at Every Level for Machines is full systems across three layers:**

- Connected products  
Our connected products for measuring, actuating, device level monitoring, and control adhere to open standards to provide unmatched integration opportunities and flexibility
- Edge Control  
We are IIoT-ready with a proven set of tested and validated reference architectures that enable the design of end-to-end open, connected, and interoperable systems based on industry standards. Ethernet and OPC UA facilitates IT/OT convergence meaning machine builders reap benefits from web interfaces and cloud.

- Apps, Analytics & Services  
Seamless integration of machines to the IT layer allows the collection and aggregation of data ready for analysis – for machine builders and end users alike this means increased uptime and the ability to find information faster for more efficient operations and maintenance.

**These levels are completely integrated from shop floor to top floor. And we have cloud offers and end-to-end cybersecurity wrapped around.**

EcoStruxure Machine makes it easier for OEMs/ machine builders to offer their customers smarter machines. The advent of smart machines is driven by the changing needs of end users:

- Evolving workforce
- Reducing costs
- Dynamic markets
- Shorter life cycles
- Prioritizing functional safety and cybersecurity

EcoStruxure Machine provides one solution for the whole machine life cycle:

- With Smart Design & Engineering the time to market is reduced by up to 30% using our automated engineering and the simulation capabilities
- During Commissioning & Operation of the machine, resources such as energy, material and loss can be improved, and with seamless integration to the IT world efficiency can be improved by up to 40%
- Smart Maintenance & Services reduces the time for corrective actions up to 50%





# EcoStruxure™ Machine



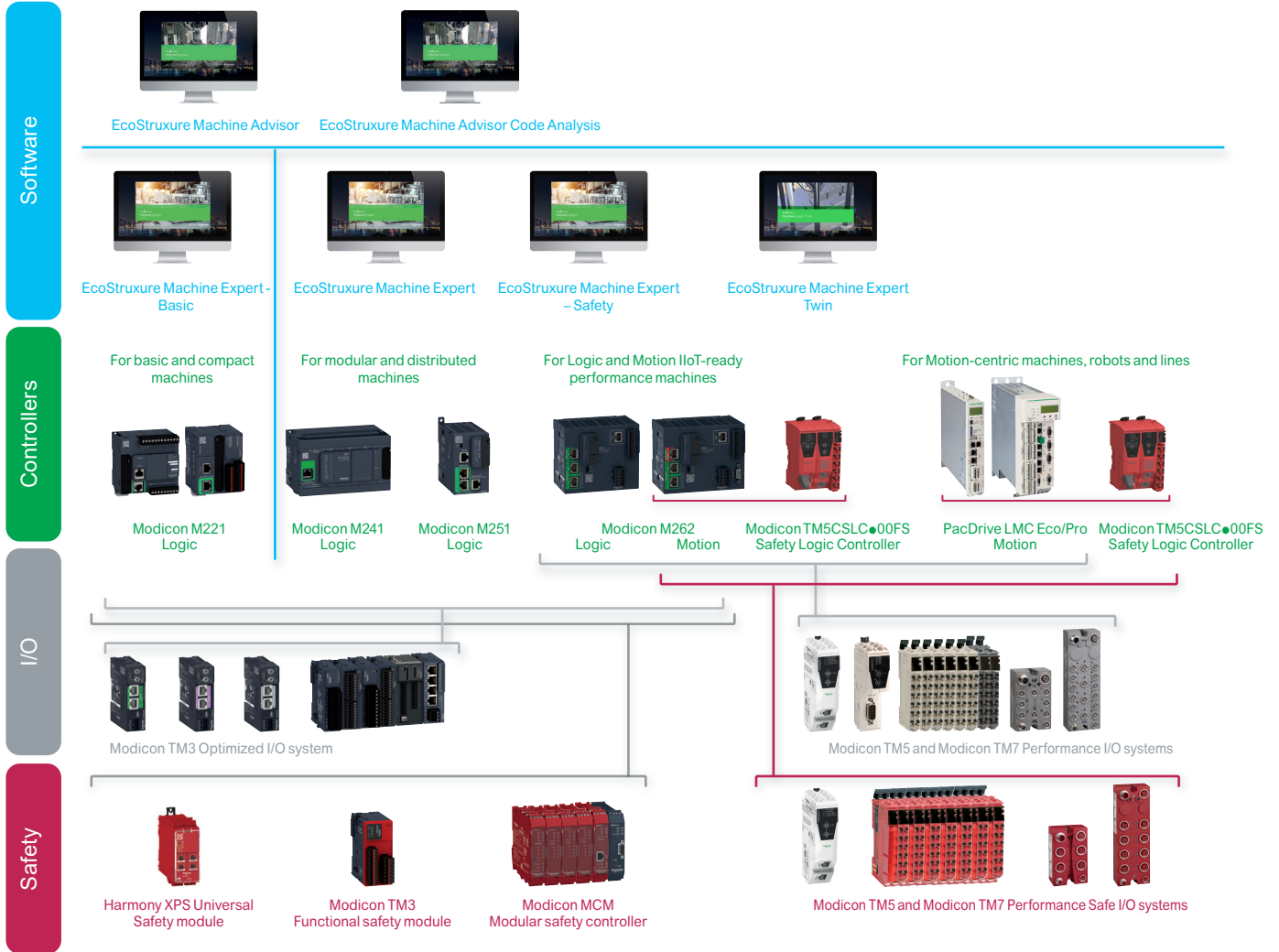
\* The Schneider Electric industrial software business and AVEVA have merged to trade as AVEVA Group plc, a UK listed company. The Schneider Electric and Life is On trademarks are owned by Schneider Electric and are being licensed to AVEVA by Schneider Electric.

# Modicon TM5

High-Performance and Safe IP20 Modular I/O System  
Controllers for industrial machines

Applications	Type	Logic controller			Logic/motion controller	Motion controller	
	Specification	For hardwired architectures	For performance-demanding applications	For modular and distributed architectures	IIoT ready for performance machines	For automating machines/lines with 0 - 130 servo or robot axes	
							
Memory		640 KB RAM, 2 MB Flash	64 MB RAM, 128 MB Flash	64 MB RAM, 128 MB Flash	192 MB RAM, 256 MB Flash	128 KB to 256 KB NV RAM, 512 MB DDR2 to 1 GB DDR3L	
Supply voltage		24 V ~ or 100...240 V ~	24 V ~ or 100...240 V ~	24 V ~	24 V ~	24 V ~	
Communication fieldbus and networks	Embedded	<ul style="list-style-type: none"> <li>EtherNet/IP Adapter</li> <li>Modbus TCP</li> <li>RS 232/RS 485 Serial Line</li> <li>USB mini-B programming port</li> </ul>	<ul style="list-style-type: none"> <li>EtherNet/IP</li> <li>Modbus TCP</li> <li>CANopen (master) and SAE J1939</li> <li>Serial Line</li> <li>USB mini-B programming port</li> </ul>	<ul style="list-style-type: none"> <li>EtherNet/IP</li> <li>Modbus TCP</li> <li>CANopen (master) and SAE J1939</li> <li>Serial Line</li> <li>USB mini-B programming port</li> </ul>	<ul style="list-style-type: none"> <li>EtherNet/IP</li> <li>Modbus TCP</li> <li>Sercos III</li> <li>Serial Line</li> <li>USB mini-B programming port</li> </ul>	<ul style="list-style-type: none"> <li>EtherNet/IP</li> <li>Sercos III</li> <li>CANopen</li> <li>Profibus</li> <li>Profinet</li> <li>EtherCAT</li> </ul>	
	Optional	OPC Unified Architecture (OPC UA)	–	Server	Server	Server (encrypted) Client (encrypted) (depending on reference)	Server (encrypted) Client (encrypted)
			1 Serial Line	Ethernet Profibus DP	Ethernet Profibus DP	Ethernet, EtherNet/IP Adapter CANopen Master	CANopen Profibus DP RT-Ethernet
Embedded I/O	Input types	Up to 40 logic inputs 2 analog inputs	Up to 24 logic inputs	–	4 fast digital inputs	Up to 20 digital inputs Up to 16 touch probe inputs Up to 4 interrupt inputs Up to 2 analog inputs	
	Output types	Up to 16 relay outputs Up to 16 transistor outputs	Up to 16 transistor outputs	–	4 fast digital outputs	Up to 16 digital outputs Up to 2 analog outputs	
Synchronized axes		–	–	–	Up to 24 synchronized axes	Up to 130 synchronized axes	
Configuration software		EcoStruxure Machine Expert-Basic	EcoStruxure Machine Expert				
Compatible expansion I/O module ranges (Consult the catalog)	Local I/O	Modicon TM3 ( <a href="#">DIA3ED2140109EN</a> )	Modicon TM3 ( <a href="#">DIA3ED2140109EN</a> )	Modicon TM3 ( <a href="#">DIA3ED2140109EN</a> )	Modicon TM3 ( <a href="#">DIA3ED2140109EN</a> )	–	
	Remote I/O	Modicon TM3 ( <a href="#">DIA3ED2140109EN</a> )	Modicon TM3 ( <a href="#">DIA3ED2140109EN</a> )	Modicon TM3 ( <a href="#">DIA3ED2140109EN</a> )	Modicon TM3 ( <a href="#">DIA3ED2140109EN</a> )	–	
	Distributed I/O on Ethernet	Modicon TM3 ( <a href="#">DIA3ED2140109EN</a> )	Modicon TM3 ( <a href="#">DIA3ED2140109EN</a> ) Modicon TM5 ( <a href="#">DIA3ED2131204EN</a> )	Modicon TM3 ( <a href="#">DIA3ED2140109EN</a> ) Modicon TM5 ( <a href="#">DIA3ED2131204EN</a> )	Modicon TM3 ( <a href="#">DIA3ED2140109EN</a> ) Modicon TM5 ( <a href="#">DIA3ED2131204EN</a> )	Modicon TM5 ( <a href="#">DIA3ED2131204EN</a> )	
	Distributed I/O on CANopen	–	Modicon TM3 ( <a href="#">DIA3ED2140109EN</a> )	Modicon TM3 ( <a href="#">DIA3ED2140109EN</a> )	Modicon TM3 ( <a href="#">DIA3ED2140109EN</a> )	Modicon TM3 ( <a href="#">DIA3ED2140109EN</a> ) Modicon TM5 ( <a href="#">DIA3ED2131204EN</a> ) Modicon TM7 ( <a href="#">DIA3ED2140405EN</a> )	
	Distributed I/O on Sercos	–	–	–	Modicon TM5 ( <a href="#">DIA3ED2131204EN</a> )	Modicon TM5 ( <a href="#">DIA3ED2131204EN</a> )	
	Distributed I/O on Modbus Serial Line	Modicon TM3 ( <a href="#">DIA3ED2140109EN</a> )	Modicon TM3 ( <a href="#">DIA3ED2140109EN</a> )	Modicon TM3 ( <a href="#">DIA3ED2140109EN</a> )	Modicon TM3 ( <a href="#">DIA3ED2140109EN</a> )	–	
Safety I/O	Modicon TM3 ( <a href="#">DIA3ED2140109EN</a> )	Modicon TM3 ( <a href="#">DIA3ED2140109EN</a> )	Modicon TM3 ( <a href="#">DIA3ED2140109EN</a> )	Safety I/Os are only supported by the Motion variant of M262 Modicon TM3 ( <a href="#">DIA3ED2140109EN</a> ) Modicon TM5 ( <a href="#">DIA3ED2131204EN</a> ) Modicon TM7 ( <a href="#">DIA3ED2140405EN</a> )	Modicon TM5 ( <a href="#">DIA3ED2131204EN</a> ) Modicon TM7 ( <a href="#">DIA3ED2140405EN</a> )		
Controller range		<b>Modicon M221/M221 Book</b>	<b>Modicon M241</b>	<b>Modicon M251</b>	<b>Modicon M262</b>	<b>PacDrive LMC Eco, LMC Pro2</b>	
More details on our website	Consult the catalogs	<a href="#">DIA3ED2140106EN</a>	<a href="#">DIA3ED2140107EN</a>	<a href="#">DIA3ED2140108EN</a>	<a href="#">DIA3ED2180503EN</a>	<a href="#">DIA7ED2160303EN</a>	
	Try the configuration tool	<a href="#">Modicon PLC configurator</a>  <ul style="list-style-type: none"> <li>Select your architecture of controller and I/O by Usage and application</li> <li>Connectivity, services and IIOT (Protocols, Web and communication services)</li> <li>I/O</li> <li>Power supply</li> </ul>					

### Machine Automation



### Machine control

The scalability and consistency of I/O ranges allow you to select the right offer depending on your needs

Embedded Safety provides holistic solutions to Modicon M262 and PacDrive 3 LMC motion controllers, increasing overall safety demand in Machine Automation

All of those devices are managed within a single software, **EcoStruxure Machine Expert**, a powerful and collaborative engineering environment

> From basic to motion- and robot-centric machines with the PacDrive 3 offer, Modicon controllers and solutions bring a consistent and scalable response to achieving flexibility, performance, productivity and digitization.

> Modicon TM3 Optimized I/O system for more compact and modular machines  
 > Modicon TM5 for more performance-demanding machines, with Modicon TM7 for harsh environments: Both Performance I/O ranges (Modicon TM5 and Modicon TM7) allow safety functions to be implemented using Modicon TM5CSLC●00FS safety logic controller

> Modicon TM5CSLC●00FS safety logic controllers are suitable safety option for Medium to large size applications with Motion safety functions  
 > Harmony XPS Universal safety modules cover a wide range of safety functions, suitable for small applications with 4-5 safety functions, with diagnostic information provided to controllers via a single wire connection  
 > Modicon TM3 safety functional modules are suitable for small applications covering E-Stop functions and diagnostics via TM3 I/O bus  
 > Modicon MCM modular safety controllers are suitable for medium size applications with up to 64 dual channel safety functions and diagnostics via Modbus TCP, Modbus RTU, EtherNet/IP, CANopen, EtherCAT and Profibus

> EcoStruxure Machine Expert – Safety: an optional addon for programming TM5CSLC●00FS safety logic controllers  
 > EcoStruxure Machine Expert – Basic: a software for programming Modicon M221 logic controllers, an intuitive standalone environment accessible to basic skilled technicians  
 > EcoStruxure Machine Advisor: a cloud-based services platform designed for machine builders to track machines in operation worldwide, monitor performance data and resolve exceptional events

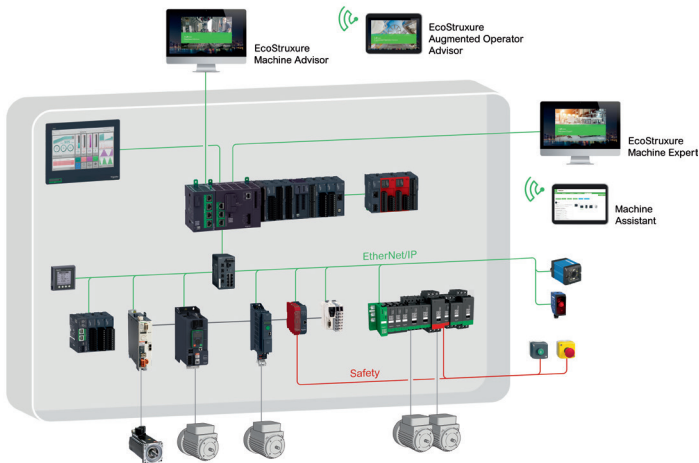
#### Machine Automation

#### Comprehensive Schneider offers for machine builders

- > Lexium servo drives, motors and robotics are designed to control applications ranging from a single independent axis up to high-performance synchronized multi-axis machines requiring high-speed and precise positioning and movements

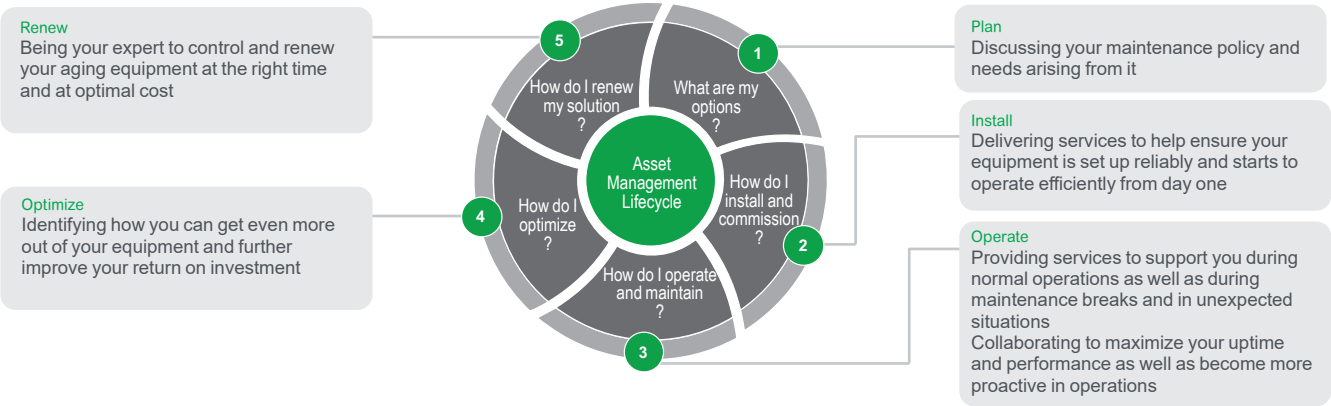


- > The Lexium offer is designed for a broad range of motion-centric machines in applications such as [Packaging](#), [Material Handling](#), [Material Working](#), [Food and Beverage](#) and Electronics



- > Schneider Electric has developed Tested Validated & Documented Architectures (TVDA) applicable for generic machine control applications as well as for dedicated segment applications such as Packaging, Material Working, Material Handling, Hoisting, Pumping, or generic [Machine Control applications](#)

#### Choose Schneider Electric to help secure your investment and benefit from worldwide services at every step of your project



- > From planning and inception to modernization, we help ensure optimal technical and business performance. Our field service engineers combine 30+ years of manufacturer-level experience with the latest technology to bring innovation to every level of our offer and every step of your project.
- > Our machine control dedicated services empower you to maximize your business infrastructure and face increasingly stringent demands on productivity, safety, equipment availability and performance optimization.



# Modicon TM5

High-Performance and Safe IP20 Modular I/O System

Modicon TM5 range

## Modicon TM5 range

The Modicon TM5 offer has been developed to create flexible, scalable I/O configurations for automation solutions based on Modicon and PacDrive controllers:

- Modicon M241, M251, and M258 logic controllers
- Modicon LMC058 and LMC078 motion controllers
- Modicon M262 logic/motion controllers
- PacDrive LMC Eco/Pro2 motion controllers

This offer also includes two safety controllers and safety I/O modules compatible with the Modicon M262 logic/motion controller and PacDrive LMC Eco/Pro2 motion controllers.

The Modicon TM5 I/O system is fully compatible with **EcoStruxure Machine Expert** software.

This I/O system is made up of blocks and expansion modules, offering the following advantages:

- Simplified installation and maintenance
- Embedded diagnostics for local and remote supervision
- Hot swapping of I/O modules
- Ease of wiring provided by spring terminals and removable terminal blocks

## I/O expansion modules

- Digital I/O modules and compact digital input blocks, see [pages 10 to 17](#)
- Digital/analog I/O modules, see [page 13](#)
- Analog I/O modules, see [pages 18 to 13](#)
- Counter modules, see [pages 22 to 25](#)
- Transmitter and receiver modules for remote extension via the TM5 bus, see [page 26](#)
- IO-Link master module, see [page 28](#)
- Communication module for RS232 serial link, see [page 30](#)
- Common distribution modules, see [page 32](#)
- Power distribution modules, see [page 33](#)

Expansion modules comprise three parts to be ordered separately:

- An electronic module
- A bus base
- A terminal block

## Safety controllers and modules

Modicon TM5 safety modules are associated with Modicon TM5CSLC●00FS safety logic controllers to provide distributed safety solutions on the Sercos III bus up to SIL 3 conforming to IEC 61508, Cat. 4, PLe conforming to ISO 13849-1, and SIL CL3 conforming to IEC 62061, see [pages 34 to 36](#).

Modicon TM5 safety offer comprises:

- Safety logic controllers
- Safety digital input and output modules
- Safety analog input modules
- Safety counter module

## Communication interface module for distributed I/O

- Ethernet network interface module for distributed I/O over Ethernet, see [pages 40 and 41](#)
- CANopen fieldbus interface module for distributed I/O on the CANopen bus, see [pages 42 and 43](#)
- Sercos bus interface module for distributed I/O on the Sercos III bus, see [pages 44 and 45](#)

Each communication interface module comprises four parts to be ordered separately:


- A network or bus base
- An interface electronic module
- A power distribution electronic module
- A removable terminal block

## TM7 blocks

Modicon TM7 is an IP67 modular I/O system comprising digital and analog I/O blocks, including safety I/O. The TM7 blocks complement distributed I/O architectures by using the product at the heart of machines in harsh environments (where there is a risk of splashing water, oil, dust, etc.). Please refer to the catalog ref. [DIA3ED2140405EN](#).



Expansion modules  
1 Base  
2 Electronic module  
3 Terminal block



Compact blocks



Safety logic controller  
Safety I/O module  
1 Safety base  
2 Safety electronic module  
3 Safety terminal block



Communication interface module for distributed I/O on  
1 Ethernet network  
2 CANopen bus  
3 Sercos III bus



Catalog ref. [DIA3ED2140405EN](#)

# Modicon TM5

High-Performance and Safe IP20 Modular I/O System

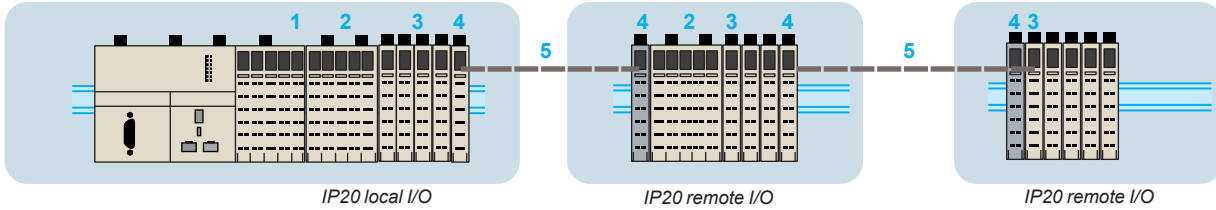
Modicon TM5 expansion system

## Modicon TM5 expansion system

EcoStruxure Machine Expert software is used to configure local and remote I/O and distributed I/O islands.

### Local and remote I/O configuration

With Modicon M258 logic controller and Modicon LMC058 motion controller only



- 1 Modicon M258 logic controller
- 2 Compact I/O blocks
- 3 I/O expansion modules
- 4 Transmitter module/Receiver module
- 5 TM5 expansion bus cable
- 6 Common distribution modules

- Local I/O: Compact blocks represent a way of adding a large number of I/O using a single component, and thus a single product reference. I/O expansion modules complete this configuration and, being modular with between 2 and 12 channels, make it possible to adjust the number of channels to exactly that required. The addition of digital, analog, temperature, or high-speed counter modules increases the processing capabilities of applications.
- Remote I/O: Because of its backplane bus management, Modicon TM5 system can be used to control I/O modules remotely.
  - The same modules can be used in a local and remote configuration, linked together via TM5 expansion bus cables.
  - The maximum distance between 2 islands is 100 m (328 ft) and the maximum number of islands is 25, i.e. a total distance of 2,500 m (8,202 ft). This ensures a high degree of flexibility, while maintaining synchronized data acquisition, since all the expansion modules are on the same backplane bus.

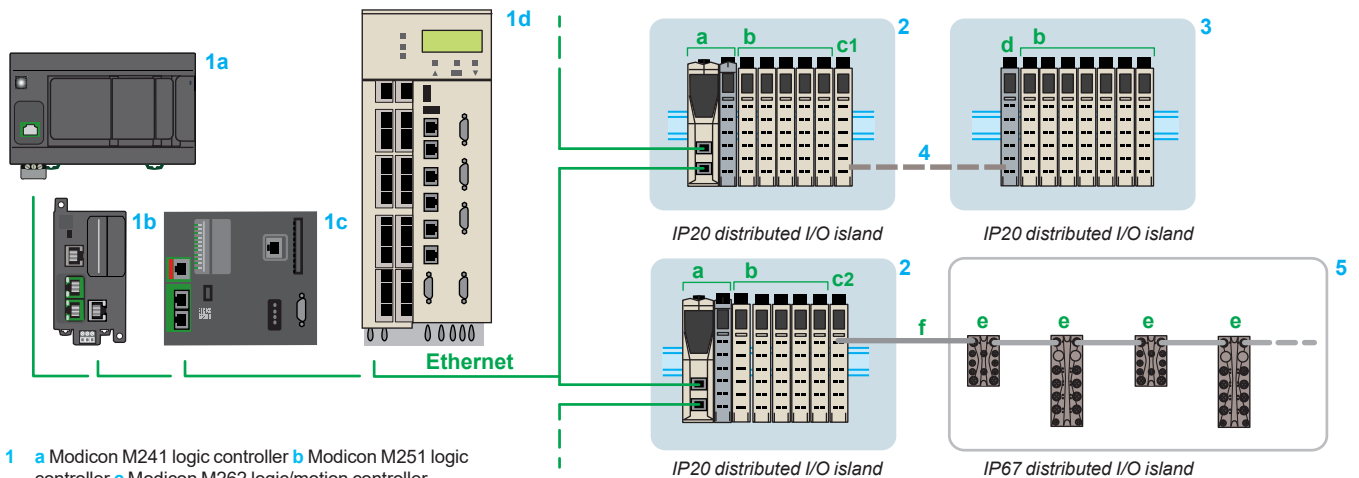
### Distributed I/O configuration

With Modicon M241 and Modicon M251 logic controllers, Modicon M262 logic/motion controllers, and PacDrive LMC Eco/Pro2 motion controllers

Modicon TM5 system offers the option to create distributed I/O islands on the following networks and buses:

- With the **Ethernet** network interface module, see [page 40](#)
- With the **CANopen** bus interface module, see [page 42](#)
- With the **Sercos** bus interface module, see [page 44](#)

### Example: distributed I/O configuration over Ethernet



- 1 a Modicon M241 logic controller b Modicon M251 logic controller c Modicon M262 logic/motion controller d PacDrive LMC Eco/Pro2 motion controllers: Ethernet network masters
- 2 TM5 Ethernet interface module (slave) (a) + TM5 modules (b) + TM5SBET1 (c1)/TM5SBET7 (c2) transmitter modules
- 3 TM5SBER2 receiver module (d) + TM5 I/O modules (b)
- 4 TM5 expansion bus: TCSXCNNXNX100 remote I/O cable
- 5 Modicon TM7 blocks (1) (digital or analog I/O) (e) + TM7TCSXC�●●●E bus expansion cable (f)

(1) Modicon TM7, please refer to catalog ref. [DIA3ED2140405EN](#)

# Modicon TM5

High-Performance and Safe IP20 Modular I/O System

24 V  $\overline{\text{DC}}$  digital and digital/analog modules

<b>Applications</b>	4 to 16 digital input channels	4 digital input channels and 1 analog input channel 2 digital output channels and 1 analog output channel	4 digital input channels 4 transistor output channels with timestamping and oversampling functions	8 digital input channels 4 transistor output channels	2 to 16 transistor output channels	2 transistor output channels	2 to 4 relay output channels
<b>Compatibility</b> Local and remote I/O	<ul style="list-style-type: none"> <li>Modicon M258 logic controller</li> <li>Modicon LMC058 motion controller</li> </ul>	–	–	<ul style="list-style-type: none"> <li>Modicon M258 logic controller</li> <li>Modicon LMC058 motion controller</li> </ul>	–	–	–
Distributed I/O	<ul style="list-style-type: none"> <li>Ethernet network interface module</li> <li>CANopen bus interface module</li> <li>Sercos bus interface module</li> </ul>	<ul style="list-style-type: none"> <li>Sercos bus interface module</li> </ul>	–	<ul style="list-style-type: none"> <li>Ethernet network interface module</li> <li>CANopen bus interface module</li> <li>Sercos bus interface module</li> </ul>	–	–	–



**Channel connection** Via removable spring terminal blocks (to be ordered separately)

<b>Digital inputs</b>	Number and type	4	6	12	16	4	6	4	4	8																			
	Nominal input voltage	24 V $\overline{\text{DC}}$				100/240 V $\sim$		24 V $\overline{\text{DC}}$		24 V $\overline{\text{DC}}$																			
	IEC/EN 61131-2 conformity	Type 1				Type 1		Type 1		Type 1																			
	Type of signal (1)	Sink				Sink		Sink		Sink																			
	Type of wiring	1-, 2-, or 3-wire	1 or 2-wire	1-wire		1-, 2-, or 3-wire		1-wire	1-wire	1-wire																			
	Limit values	20.4...28.8 V $\overline{\text{DC}}$				100...240 V $\sim$		20.4...28.8 V $\overline{\text{DC}}$		20.4...28.8 V $\overline{\text{DC}}$																			
	Nominal input current	3.75 mA				5 mA at 100 V $\sim$ , 11 mA at 240 V $\sim$		3.3 mA		1.3 mA																			
	Input impedance	6.4 k $\Omega$				8.9 k $\Omega$		7.2 k $\Omega$		18.4 k $\Omega$																			
	State 0	5 V $\overline{\text{DC}}$ max.				–		5 V $\overline{\text{DC}}$ max.		5 V $\overline{\text{DC}}$ max.																			
	State 1	15 V $\overline{\text{DC}}$ min.				–		15 V $\overline{\text{DC}}$ min.		15 V $\overline{\text{DC}}$ min.																			
<b>Digital outputs</b>	Number					2		4		4		4		4		6		8		12		16		2		2		4	
	Nominal output voltage					24 V $\overline{\text{DC}}$		24 V $\overline{\text{DC}}$		24 V $\overline{\text{DC}}$		24 V $\overline{\text{DC}}$		24 V $\overline{\text{DC}}$		24 V $\overline{\text{DC}}$		24 V $\overline{\text{DC}}$		24 V $\overline{\text{DC}}$		24 V $\overline{\text{DC}}$		100/240 V $\sim$		30 V $\overline{\text{DC}}$ /230 V $\sim$			
	Output current per channel					0.5 A		0.1 A		0.5 A		0.5 A		2 A		0.5 A		2 A		0.5 A		1 A		1 A		5 A			
	Output current per group of channels					1 A max.		0.4 A		2 A max.		2 A max.		4 A max.		3 A max.		8 A max.		6 A max.		1 A		1 A		10 A max.			
	Type of signal (1)					Source		Source		Source		Source		Source		Source		Source		Source		Source		Source		Solid state relay		Relay	
	Type of wiring					1-wire		1-wire		1-wire		1-wire		1-, 2-, or 3-wire		1 or 2-wire		1-wire		3-wire		3-wire		NO/NC contact		NO/NC contact			
	Limit values					20.4...28.8 V $\overline{\text{DC}}$		20.4...28.8 V $\overline{\text{DC}}$		20.4...28.8 V $\overline{\text{DC}}$		20.4...28.8 V $\overline{\text{DC}}$		20.4...28.8 V $\overline{\text{DC}}$		20.4...28.8 V $\overline{\text{DC}}$		20.4...28.8 V $\overline{\text{DC}}$		20.4...28.8 V $\overline{\text{DC}}$		80...264 V $\sim$		80...264 V $\sim$		24...36 V $\overline{\text{DC}}$ , 184...276 V $\sim$			
	Short-circuit and overload protection					Yes		Yes		Yes		Yes		Yes		Yes		Yes		Yes		Yes		Yes		Yes		No	
	<b>Analog inputs</b>	Number					1		1		1																		
		Type					Voltage/current		Voltage/current		Voltage/current																		
Range						-10...+10 V DC		-10...+10 V DC		-10...+10 V DC																			
Resolution						0...20 mA/4...20 mA		0...20 mA/4...20 mA		0...20 mA																			
Sampling period						12 bits + sign		12 bits + sign		12 bits																			
<b>Analog outputs</b>	Number					1		1		1																			
	Type					Voltage/current		Voltage/current		Voltage/current																			
	Range					-10...+10 V DC		-10...+10 V DC		-10...+10 V DC																			
	Resolution					0...20 mA		0...20 mA		0...20 mA																			
	Response time					400 ms		400 ms		1 ms max.																			

<b>Electronic expansion modules</b>	TM5SDI4D	TM5SDI6D	TM5SDI12D	TM5SDI16D	TM5SDI4A	TM5SDI6U	TM5SMM6D2L	TM5SDM8DTS	TM5SDM12DT	TM5S DO4T	TM5 SDO4TA	TM5 SDO6T	TM5 SDO8TA	TM5 SDO12T	TM5 SDO16T	TM5 SDO2S	TM5 SDO2R	TM5 SDO4R		
<b>Compatible bus bases (2)</b>	TM5ACBM11, TM5ACBM15						TM5ACBM12		TM5ACBM11, TM5ACBM15									TM5ACBM12		
<b>Compatible removable terminal block (2)</b>	TM5ACTB06, TM5ACTB12		TM5ACTB12	TM5ACTB16	TM5ACTB32			TM5ACTB12			TM5ACTB06, TM5ACTB12			TM5ACTB12		TM5ACTB16	TM5ACTB32			
<b>Page</b>	13						15		13									15		

(1) Source output: PNP output; Sink output: NPN output  
(2) To be ordered separately

# Modicon TM5

High-Performance and Safe IP20 Modular I/O System

24 V  $\bar{\square}$  digital and digital/analog modules

## Presentation

The digital module offer comprises:

- Input, mixed I/O, and output electronic modules (24 V  $\bar{\square}$  sensor and preactuator power supply): **TM5SDI●●●**, **TM5SDO●●●**
- A mixed I/O module with timestamping and oversampling functions: **TM5SDM8DTS**. The timestamping function is used to associate a date and time with an event, and to record the time the operation was performed. **TM5SDM8DTS** electronic module was designed to be used with the PacDrive system and **TM5NS31** Sercos bus interface (1) only.
- A mixed digital/analog I/O electronic module: **TM5SMM6D2L**

These modules are used to adapt as closely as possible to the application requirements to reduce installation and wiring costs.

Each digital and digital/analog module comprises three parts to be ordered separately (2):

- An I/O electronic module
- A bus base
- A terminal block

These modules can be mechanically assembled before mounting on a symmetrical rail.

They offer the following advantages:

- Removable terminal block
- Spring terminals that can be used for quick, tool-free connection of the sensors and preactuators (the quality of the spring terminals avoids the need for periodic retightening)
- Hot swapping capability


## Description

**TM5SD●●●●** digital modules and **TM5SMM6D2L** digital/analog module comprise:

- 1 A bus base
- 2 A mechanical clip for locking onto a symmetrical rail
- 3 A bus expansion connection on each side of the base to provide the link with the adjacent controller or module
- 4 A digital input, output, or I/O electronic module
- 5 An LED display block for the module channels and diagnostics
- 6 A slot for the plain text cover holder (label holder)
- 7 A removable spring terminal block with locking clip and slots for colored ID markers

(1) *TM5NS31 Sercos bus interface, see [page 44](#)*

(2) *Also sold as a complete kit, see [page 13](#)*





# Modicon TM5

High-Performance and Safe IP20 Modular I/O System

24 V  $\bar{\square}$  digital and digital/analog modules



TM5SD... TM5SMM6D2L



TM5ACBM... TM5ACTB...



TM5SD...12DK



TM5ACTCH100



TM5ACTLC100



TM5ACLPL10 TM5ACLPR10

## References

Description	Number and type of channels (1)	Reference	Weight kg/lb
<b>24 V <math>\bar{\square}</math> digital input electronic modules</b>	4 sink inputs	<a href="#">TM5SDI4D</a>	0.025/ 0.055
	6 sink inputs	<a href="#">TM5SDI6D</a>	
	12 sink inputs	<a href="#">TM5SDI12D</a>	
	16 sink inputs	<a href="#">TM5SDI16D</a>	
<b>Mixed I/O electronic modules</b>	4 x 24 V $\bar{\square}$ digital inputs 4 source transistor outputs, 0.1 A per channel, with timestamping and oversampling functions	<a href="#">TM5SDM8DTS</a> For use with PacDrive system and TM5NS31 Sercos bus interface only	0.022/ 0.048
	8 sink inputs 4 source transistor outputs	<a href="#">TM5SDM12DT</a>	0.025/ 0.055
<b>Digital output electronic modules</b>	4 source transistor outputs 0.5 A per channel	<a href="#">TM5SDO4T</a>	0.025/ 0.055
	4 source transistor outputs 2 A per channel, 4 A per module	<a href="#">TM5SDO4TA</a>	
	6 source transistor outputs 0.5 A per channel	<a href="#">TM5SDO6T</a>	
	8 source transistor outputs 2 A per channel	<a href="#">TM5SDO8TA</a>	
	12 source transistor outputs 0.5 A per channel	<a href="#">TM5SDO12T</a>	
	16 source transistor outputs 0.5 A per channel	<a href="#">TM5SDO16T</a>	
<b>24 V <math>\bar{\square}</math> digital/analog I/O electronic module</b>	- 4 digital sink inputs - 1 analog input, -10...+10 V DC, 0...20 mA/4...20 mA - 2 source transistor outputs, 0.5 A per channel - 1 analog output, 0...20 mA	<a href="#">TM5SMM6D2L</a>	0.025/ 0.055

Description	Characteristics	Reference	Weight kg/lb
<b>Bus bases</b>	24 V $\bar{\square}$	<a href="#">TM5ACBM11</a>	0.020/ 0.044
	24 V $\bar{\square}$ With address setting	<a href="#">TM5ACBM15</a>	0.020/ 0.044
<b>Terminal blocks</b>	For electronic modules 6 spring terminals	<a href="#">TM5ACTB06</a>	0.016/ 0.035
	For electronic modules 12 spring terminals	<a href="#">TM5ACTB12</a>	0.020/ 0.044
	For electronic modules 16 spring terminals	<a href="#">TM5ACTB16</a>	0.020/ 0.044

## Digital I/O expansion module kits

Description	Composition	Reference	Weight kg/lb
Kit comprising: - a digital input or output electronic module - a bus base - a terminal block	TM5SDI12D + TM5ACBM11 + TM5ACTB12	<a href="#">TM5SDI12DK</a>	0.065/ 0.143
	TM5SDO12T + TM5ACBM11 + TM5ACTB12	<a href="#">TM5SDO12TK</a>	

## Accessories

Description	Color	Use	Sold in lots of	Unit reference	Weight kg/lb
<b>Plain text cover holder (label-holder)</b>	Transparent	For labeling the I/O channels on the terminal blocks	100	<a href="#">TM5ACTCH100</a>	0.002/ 0.004
<b>Plain text cover holder locking clip</b> <i>(to be ordered with plain text cover holder TM5ACTCH100)</i>	Transparent	For locking the plain text cover holder TM5ACTCH100	100	<a href="#">TM5ACTLC100</a>	0.001/ 0.002
<b>Precut legend strips of paper (A4 format)</b>	White	Plain text cover holder TM5ACTCH100	100	<a href="#">TM5ACTLS100</a>	0.001/ 0.002
<b>Retaining plates for bus bases</b>	White	Held on the left side	10	<a href="#">TM5ACLPL10</a>	0.004/ 0.009
		Held on the right side	10	<a href="#">TM5ACLPR10</a>	0.004/ 0.009

(1) Source output: PNP output; Sink output: NPN output

# Modicon TM5

High-Performance and Safe IP20 Modular I/O System

100/240 V ~ digital modules

## Presentation

**TM5SD●●● digital module offer comprises:**

- Digital input electronic modules (100/240 V ~ sensor/preactuator power supply)
  - Digital output electronic modules (100/240 V ~ sensor/preactuator power supply)
- These modules are used to adapt as closely as possible to the application requirements to reduce installation and wiring costs.

Each digital module comprises three parts to be ordered separately (1):

- An I/O electronic module
- A bus base
- A terminal block

These modules can be mechanically assembled before mounting on a symmetrical rail.

They offer the following advantages:

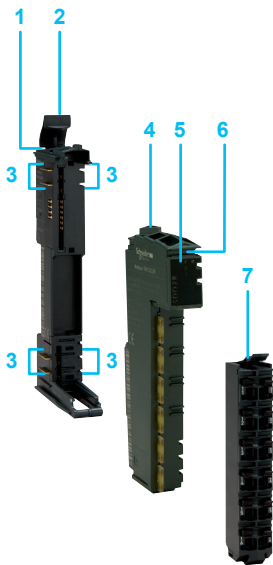
- Removable terminal block
- Spring terminals that can be used for quick, tool-free connection of the sensors and preactuators (the quality of the spring terminals avoids the need for periodic retightening)
- Hot swapping capability

## Description

**TM5SD●●● digital modules comprise:**

- 1 A bus base
- 2 A mechanical clip for locking onto a symmetrical rail
- 3 A bus expansion connection on each side of the base to provide the link with the adjacent controller or module
- 4 A digital input or output electronic module
- 5 An LED display block for the module channels and diagnostics
- 6 A slot for the plain text cover holder (label holder)
- 7 A removable spring terminal block with locking clip and slots for colored ID markers

(1) Also sold as a complete kit, see [page 15](#)



# Modicon TM5

High-Performance and Safe IP20 Modular I/O System

100/240 V ~ digital modules



TM5SDI●●  
TM5SDO●●

TM5ACBM●●

TM5ACTB●●



TM5SDO4RK

## References

Description	Number and type of channels (1)	Reference	Weight kg/lb
Multi-voltage digital input electronic modules	4 inputs, 100/240 V ~	<a href="#">TM5SDI4A</a>	0.025/ 0.055
	6 inputs, 100/120 V ~	<a href="#">TM5SDI6U</a>	0.025/ 0.055
Digital output electronic modules	2 transistor outputs, 1 A 100/240 V ~	<a href="#">TM5SDO2S</a>	0.025/ 0.055
	2 relay outputs, 5 A, NO/NC contact 30 V ~/230 V ~	<a href="#">TM5SDO2R</a>	0.025/ 0.055
	4 relay outputs, 5 A, NO/NC contact 30 V ~/230 V ~	<a href="#">TM5SDO4R</a>	0.025/ 0.055
Bus bases	240 V ~	<a href="#">TM5ACBM12</a>	0.020/ 0.044
Terminal blocks	For digital I/O electronic module 12 spring terminals	<a href="#">TM5ACTB32</a>	0.025/ 0.055

## Digital output expansion module kits

Description	Composition	Reference	Weight kg/lb
Kit comprising: - a digital output electronic module - a bus base - a terminal block	TM5SDO4R + TM5ACBM12 + TM5ACTB32	<a href="#">TM5SDO4RK</a>	0.070/ 0.154

## Accessories

See [page 13](#)

(1) Source output: PNP output; Sink output: NPN output


# Modicon TM5

High-Performance and Safe IP20 Modular I/O System

24 V  $\bar{\text{---}}$  digital compact blocks

<b>Applications</b>	
<b>Compatibility</b>	Local and remote I/O
	Distributed I/O

<b>20 to 42 digital I/O</b>
<ul style="list-style-type: none"> <li>■ Modicon M258 logic controller</li> <li>■ Modicon LMC058 motion controller</li> </ul>
<ul style="list-style-type: none"> <li>■ Ethernet network interface module</li> <li>■ CANopen bus interface module</li> <li>■ Sercos bus interface module</li> </ul>



**Channel connection**

<b>Digital inputs</b>	Number
	Nominal input voltage
	IEC/EN 61131-2 conformity
	Type of signal (1)
	Type of wiring
	Limit values
	Nominal input current
	Input impedance
	State 0
	State 1
<b>Digital outputs</b>	Number
	Nominal output voltage
	Output current per channel
	Output current per group of channels
	Type of signal (1)
	Type of wiring
	Limit values
	Short-circuit and overload protection

Via removable spring terminal blocks supplied with the block

12	24	24
24 V $\bar{\text{---}}$	24 V $\bar{\text{---}}$	24 V $\bar{\text{---}}$
Type 1	Type 1	Type 1
Sink	Sink	Sink
3-wire	1-wire	1-wire
20.4...28.8 V $\bar{\text{---}}$	20.4...28.8 V $\bar{\text{---}}$	20.4...28.8 V $\bar{\text{---}}$
3.75 mA	3.75 mA	3.75 mA
6.4 k $\Omega$	6.4 k $\Omega$	6.4 k $\Omega$
5 V $\bar{\text{---}}$ max.	5 V $\bar{\text{---}}$ max.	5 V $\bar{\text{---}}$ max.
15 V $\bar{\text{---}}$ min.	15 V $\bar{\text{---}}$ min.	15 V $\bar{\text{---}}$ min.
8, transistor	12, relay with NO contact	18, transistor
24 V $\bar{\text{---}}$	24 V $\bar{\text{---}}$	24 V $\bar{\text{---}}$
0.5 A	0.5 A	0.5 A
1 A max.	5 A max.	2 A max.
Source	Source	Source
3-wire	1-, 2-, or 3-wire	2-wire
20.4...28.8 V $\bar{\text{---}}$	20.4...28.8 V $\bar{\text{---}}$	20.4...28.8 V $\bar{\text{---}}$
Yes	Yes	Yes

**Modicon TM5 compact blocks**

<b>TM5C12D8T</b>	<b>TM5C24D12R</b>	<b>TM5C24D18T</b>
------------------	-------------------	-------------------

**Page**

17

(1) Source output: PNP output; Sink output: NPN output



# Modicon TM5

High-Performance and Safe IP20 Modular I/O System

24 V  $\overline{\text{DC}}$  digital compact blocks

## Presentation

**TM5C●●●●** compact blocks offer a cost-effective solution for expanding control system I/O configurations.

They consist of a block containing the circuit boards, bus bases, and **TM5ACTB12** removable terminal blocks.



- They are a cost-effective way of creating configurations that require a large number of digital channels.

- Regardless of which compact block is chosen, the format is the same and corresponds to five I/O expansion modules.


## Description

**TM5C●●●●** compact blocks comprise:


- 1 A bus expansion connection on each side of the base to provide the link with the adjacent controller or block
- 2 Two mechanical clips for locking onto a symmetrical rail
- 3 Five LED display blocks for the compact block's channels and diagnostics
- 4 Five slots for the plain text cover holder (label-holder)
- 5 Five removable spring terminal blocks, each with locking clip and slots for colored ID markers (supplied with the compact blocks)



TM5C12D8T



TM5C24D12R



TM5C24D18T

## References

Description	Number of I/O	Inputs	Outputs (1)	Reference	Weight kg/lb
Digital I/O compact blocks	20 I/O	12 digital inputs, 24 V $\overline{\text{DC}}$ , Sink, 3-wire	8 digital outputs, transistor, 3-wire, 24 V $\overline{\text{DC}}$ , Source, 0.5 A	TM5C12D8T	0.037/ 0.082
	36 I/O	24 digital inputs, 24 V $\overline{\text{DC}}$ , Sink, 1-wire, 0.5 A max.	12 digital outputs, 5 A relay, with NO contact, 30 V $\overline{\text{DC}}$ /230 V $\sim$	TM5C24D12R	0.037/ 0.082
	42 I/O	24 digital inputs, 24 V $\overline{\text{DC}}$ , Sink, 1-wire	18 digital outputs, transistor, 24 V $\overline{\text{DC}}$ , Source, 0.5 A, 2-wire	TM5C24D18T	0.037/ 0.082

## Accessories

See [page 13](#)

(1) Source output: PNP output; Sink output: NPN output

# Modicon TM5

## High-Performance and Safe IP20 Modular I/O System

### Analog modules

<b>Applications</b>	<b>1 to 6 analog input channels</b>	<b>2 to 4 analog output channels</b>
<b>Compatibility</b> Local and remote I/O	<ul style="list-style-type: none"> <li>Modicon M258 logic controller</li> <li>Modicon LMC058 motion controller</li> </ul>	
Distributed I/O with bus coupler	<ul style="list-style-type: none"> <li>Ethernet network interface module</li> <li>CANopen bus interface module</li> <li>Sercos bus interface module</li> </ul>	



Channel connection: Via removable spring terminal blocks (to be ordered separately)

Analog inputs	Number	Via removable spring terminal blocks (to be ordered separately)				Via removable spring terminal blocks (to be ordered separately)			
	Type	2	2	4	4	2	4	6	1
	Range	Voltage/current				Pt100/Pt1000 temperature probe			
	Resolution	-10...+10 V DC 0...20 mA/ 4...20 mA				-200...+850 °C/ -328...+1,562 °F			
	Sampling period	12 bits + sign				16 bits			
	Without filtering	300 µs				-			
	With filtering	1 ms				-			

Analog outputs	Number	2	2	4	4
	Type	Voltage/current			
	Range	-10...+10 V DC, 0...20 mA			
	Resolution	12 bits + sign	15 bits + sign	12 bits + sign	15 bits + sign
	Response time	1 ms max.			

Digital inputs	Number and type	2	2	4	4
	Nominal input voltage	-10...+10 V DC, 0...20 mA			
	IEC/EN 61131-2 conformity	12 bits + sign			
	Type of signal (1)	15 bits + sign			
	Type of wiring	12 bits + sign			
	Limit values	15 bits + sign			
	Nominal input current	1 ms max.			
	Input impedance				
	State 0				
	State 1				

Digital outputs	Number	2	2	4	4
	Nominal output voltage	-10...+10 V DC, 0...20 mA			
	Output current per channel	12 bits + sign			
	Output current per group of channels	15 bits + sign			
	Type of signal (1)	12 bits + sign			
	Type of wiring	15 bits + sign			
	Limit values	1 ms max.			
	Short-circuit and overload protection				

Power supply	Internal	Internal	Internal	Internal	Internal	
	Isolation	Channel-to-channel	Non-isolated	Non-isolated	Non-isolated	Non-isolated
	Between groups of channels	-	-	-	-	
Between channels and bus	500 V ~ RMS	500 V ~ RMS	500 V ~ RMS	500 V ~ RMS	500 V ~ RMS	

<b>Electronic modules</b>	TM5SAI2L	TM5SAI2H	TM5SAI4L	TM5SAI4H	TM5SAI2PH	TM5SAI4PH	TM5SAI2TH	TM5SAI6TH	TM5SEAISG	TM5SAO2L	TM5SAO2H	TM5SAO4L	TM5SAO4H
---------------------------	----------	----------	----------	----------	-----------	-----------	-----------	-----------	-----------	----------	----------	----------	----------

<b>Compatible bus bases (2)</b>	TM5ACBM11, TM5ACBM15	TM5ACBM11, TM5ACBM15
---------------------------------	----------------------	----------------------

<b>Compatible removable terminal block (2)</b>	TM5ACTB06, TM5ACTB12	TM5ACTB12	TM5ACTB06, TM5ACTB12	TM5ACTB12	TM5ACTB06, TM5ACTB12	TM5ACTB12	TM5ACTB06, TM5ACTB12	TM5ACTB12
--	----------------------	-----------	----------------------	-----------	----------------------	-----------	----------------------	-----------

<b>Page</b>	13	13
-------------	----	----

(1) Source output: PNP output; Sink output: NPN output  
 (2) To be ordered separately

# Modicon TM5

High-Performance and Safe IP20 Modular I/O System

Analog modules

## Presentation

**TM5SAI●●●** and **TM5SEIAISG** analog input modules are used to acquire various analog values encountered in industrial applications.

**TM5SAO●●●** analog output modules are used to control preactuators in physical units, such as variable speed drives or valves, and applications where process control is required. The output current or voltage is proportional to the numerical value defined by the user program.

When the controller stops, the outputs can be configured to fall back (set to the low scale value or held at their value). This function, when set to 'hold', is useful when debugging the application or when a fault occurs, so as not to disturb the process being controlled.

Depending on the application requirements, these modules are available with 12-, 16-, or 24-bit resolution.

Each analog module comprises three parts to be ordered separately (1):

- An input or output electronic module
- A bus base
- A terminal block

These modules can be mechanically assembled before mounting on a symmetrical rail. They offer the following advantages:


- Removable terminal block
- Spring terminals that can be used for quick, tool-free connection of the sensors and preactuators (the quality of the spring terminals avoids the need for periodic retightening)
- Hot swapping capability

## Description

The analog modules comprise:

- 1 A bus base
- 2 A mechanical clip for locking onto a symmetrical rail
- 3 A bus expansion connection on each side of the base to provide the link with the adjacent controller or module
- 4 An analog input or output electronic module
- 5 An LED display block for the module channels and diagnostics
- 6 A slot for the plain text cover holder (label holder)
- 7 A removable spring terminal block with locking clip and slots for colored ID markers

(1) Also sold as a complete kit, see [page 13](#)





TM5SAI●●  
TM5SAO●●  
TM5SAO●●



TM5ACBM●●



TM5ACTB●●



TM5SA●4●K

## References

Description	Number and type of channels	Range	Resolution	Reference	Weight kg/lb
Analog input electronic modules	2 voltage/current inputs	-10...+10 V DC, 0...20 mA/4...20 mA	12 bits + sign	TM5SAI2L	0.025/ 0.055
		-10...+10 V DC, 0...20 mA	15 bits + sign	TM5SAI2H	
	4 voltage/current inputs	-0...+10 V DC, 0...20 mA/4...20 mA	12 bits + sign	TM5SAI4L	
		-10...+10 V DC, 0...20 mA	15 bits + sign	TM5SAI4H	
	2 Pt100/Pt1000 temperature probe inputs	-200...+850 °C (-328...+1,562 °F)	16 bits	TM5SAI2PH	
	4 Pt100/Pt1000 temperature probe inputs		16 bits	TM5SAI4PH	
	2 thermocouple inputs (J, K, S, N)	Type J: -210...+1,200 °C (-346...2,192 °F) Type K: -270...+1,372 °C (-454...+2,502 °F) Type S: -50...+1,768 °C (-50...+3,214 °F) Type N: -270...+1,300 °C (-454...+2,372 °F)	16 bits	TM5SAI2TH	
6 thermocouple inputs (J, K, S, N)		16 bits	TM5SAI6TH		
1 full bridge strain gage input	Differential: 85...5,000 Ω	24 bits	TM5SEAI5G		
Analog output electronic modules	2 voltage/current outputs	-10...+10 V DC, 0...20 mA	12 bits + sign	TM5SAO2L	0.025/ 0.055
			15 bits + sign	TM5SAO2H	
	4 voltage/current outputs	-10...+10 V DC, 0...20 mA	12 bits + sign	TM5SAO4L	
		15 bits + sign	TM5SAO4H		

Description	Characteristics	Reference	Weight kg/lb
Bus bases	24 V ---	TM5ACBM11	0.020/ 0.044
	24 V --- With address setting	TM5ACBM15	0.020/ 0.044
Terminal blocks	For analog I/O electronic module 6 spring terminals	TM5ACTB06	0.016/ 0.035
	For analog I/O electronic module 12 spring terminals	TM5ACTB12	0.020/ 0.044

## Analog I/O expansion module kits

Description	Composition	Reference	Weight kg/lb
Kit comprising: - an analog input or output electronic module - a bus base - a terminal block	TM5SAI4L + TM5ACBM11 + TM5ACTB12	TM5SAI4LK	0.075/ 0.165
	TM5SAI4H + TM5ACBM11 + TM5ACTB12	TM5SAI4PHK	
	TM5SAO4L + TM5ACBM11 + TM5ACTB12	TM5SAO4LK	

## Accessories

See [page 13](#)



# Modicon TM5

High-Performance and Safe IP20 Modular I/O System

## Counter modules

<b>Applications</b>	Upcounting, downcounting, period meter, frequency meter, frequency generator, axis following with encoder		Upcounting, downcounting, period meter, frequency meter, frequency generator, axis following with encoder				
<b>Compatibility</b>	Local and remote I/O	–	–	–	–	–	
	Distributed I/O	Sercos bus interface module (1)	Sercos bus interface module (1)	Sercos bus interface module (1)	<ul style="list-style-type: none"> <li>Modicon M258 logic controller</li> <li>Modicon LMC058 motion controller</li> <li>Ethernet network interface module</li> <li>CANopen bus interface module</li> <li>Sercos bus interface module</li> </ul>	Sercos bus interface module (1)	Sercos bus interface module (1)



<b>Channel connection</b>	Via removable spring terminal blocks (to be ordered separately)		Via removable spring terminal blocks (to be ordered separately)				
<b>Number of counter channels</b>	2	1	2	1	1	1	1
<b>IEC/EN 61131-2 conformity</b>	Type 1	Incremental	Incremental	Incremental	SSI absolute	Incremental	Incremental
<b>Type of signal (2)</b>	Sink	Sink	Sink	RS422, Sink	Sink	Sink	Sink
<b>Type of input</b>	1-, 2-, or 3-wire	–	–	–	–	3-wire	3-wire
<b>Nominal input voltage</b>	24 V $\overline{\text{DC}}$	24 V $\overline{\text{DC}}$ , asymmetrical	24 V $\overline{\text{DC}}$ , asymmetrical	5 V $\overline{\text{DC}}$ , symmetrical	5 V $\overline{\text{DC}}$ , symmetrical	5 V $\overline{\text{DC}}$ , symmetrical	5 V $\overline{\text{DC}}$ , symmetrical
<b>Voltage limit values</b>	20.4...28.8 V $\overline{\text{DC}}$	–	–	20.4...28.8 V $\overline{\text{DC}}$	20.4...28.8 V $\overline{\text{DC}}$	20.4...28.8 V $\overline{\text{DC}}$	20.4...28.8 V $\overline{\text{DC}}$
<b>Frequency per channel</b>	50 kHz	100 kHz	100 kHz	250 kHz	1 MHz	4 MHz	4 MHz
<b>Resolution</b>	–	16/32 bits	16/32 bits	16/32 bits	32 bits	16/32 bits	16/32 bits
<b>Functions</b>	Event counting Interval measurement	2 x 24 V $\overline{\text{DC}}$ auxiliary inputs 24 V $\overline{\text{DC}}$ encoder power supply	2 x 24 V $\overline{\text{DC}}$ auxiliary inputs 24 V $\overline{\text{DC}}$ encoder power supply	2 x 24 V $\overline{\text{DC}}$ auxiliary inputs	2 x 24 V $\overline{\text{DC}}$ auxiliary inputs	1 encoder emulation channel (A/B) with reference pulse	1 ABR incremental encoder, 5 V
<b>Counter modules</b>	<b>TM5SDI2DF</b>	<b>TM5SE1IC01024</b>	<b>TM5SE2IC01024</b>	<b>TM5SE1IC02505</b>	<b>TM5SE1SC10005</b>	<b>TM5SE1MISC20005</b>	<b>TM5SE1IC20005</b>
<b>Compatible bus bases (3)</b>	<b>TM5ACBM11, TM5ACBM15</b>		<b>TM5ACBM11, TM5ACBM15</b>				
<b>Compatible removable terminal block (3)</b>	<b>TM5ACTB12</b>		<b>TM5ACTB12</b>				
<b>Page</b>	25		25				

(1) PacDrive LMC Eco/Pro2 motion controllers only  
 (2) Source output: PNP output; Sink output: NPN output  
 (3) To be ordered separately

# Modicon TM5

## High-Performance and Safe IP20 Modular I/O System

### Counter modules

#### Presentation

**TM5SDI12DF** and **TM5SE●●●●●●●●** modules are used to count the pulses generated by a sensor or to process signals from an incremental encoder, depending on the selected reference.

The breadth of the TM5 counter modules offer makes it possible to adapt the configuration to the machine's exact requirements: the counter electronic modules differ in terms of their frequency and the functions offered.

The function parameters are configured using EcoStruxure Machine Expert software.

Each TM5 counter module comprises three parts to be ordered separately:

- A counter electronic module
- A bus base
- A terminal block

These modules can be mechanically assembled before mounting on a symmetrical rail. They offer the following advantages:

- Removable terminal block
- Spring terminals that can be used for quick, tool-free connection of the sensors and preactuators (the quality of the spring terminals avoids the need for periodic retightening)
- Hot swapping capability

#### Counter module compatibility


	TM5SDI2DF TM5SE11C01024 TM5SE21C01024 TM5SE1MISC20005 TM5SE11C20005	TM5SE11C02505 TM5SE11C10005
<b>Local and remote I/O</b>	–	<ul style="list-style-type: none"> <li>■ Modicon M258 logic controller</li> <li>■ Modicon LMC058 motion controller</li> </ul>
<b>Distributed I/O</b>	<ul style="list-style-type: none"> <li>■ Sercos bus interface module (1)</li> </ul>	<ul style="list-style-type: none"> <li>■ Ethernet network interface module</li> <li>■ CANopen bus interface module</li> <li>■ Sercos bus interface module</li> </ul>

#### Description

TM5 counter modules comprise:

- 1 A bus base
- 2 A mechanical clip for locking onto a symmetrical rail
- 3 A bus expansion connection on each side of the base to provide the link with the adjacent controller or module
- 4 A counter electronic module
- 5 An LED display block for the module channels and diagnostics
- 6 A slot for the plain text cover holder (label holder)
- 7 A removable spring terminal block with locking clip and slots for colored ID markers

(1) PacDrive LMC Eco/Pro2 motion controllers only



## Modicon TM5

High-Performance and Safe IP20 Modular I/O System  
Counter modules



TM5SDI2DF



TM5SE●●●●●●●●



TM5ACBM●●



TM5ACTB●●

### References

Description	Counting frequency	Number of channels Function	Reference	Weight kg/lb
Counter electronic modules	50 kHz	2 counter channels: event counting, interval measurement	<a href="#">TM5SDI2DF</a>	0.025/ 0.055
	100 kHz	1 incremental encoder channel 2 x 24 V $\overline{\text{---}}$ auxiliary inputs	<a href="#">TM5SE1IC01024</a>	
	100 kHz	2 incremental encoder channels 2 x 24 V $\overline{\text{---}}$ auxiliary inputs	<a href="#">TM5SE2IC01024</a>	
	250 kHz	1 incremental encoder channel 2 x 24 V $\overline{\text{---}}$ auxiliary inputs	<a href="#">TM5SE1IC02505</a>	
	1 MHz	1 absolute encoder channel 2 x 24 V $\overline{\text{---}}$ auxiliary inputs	<a href="#">TM5SE1SC10005</a>	
	4 MHz	1 encoder emulation channel (A/B) with reference pulse 2 x 24 V $\overline{\text{---}}$ auxiliary inputs	<a href="#">TM5SE1MISC20005</a>	
	4 MHz	1 ABR incremental encoder, 5 V 2 x 24 V $\overline{\text{---}}$ auxiliary inputs	<a href="#">TM5SE1IC20005</a>	

Description	Characteristics	Reference	Weight kg/lb
Bus bases	24 V $\overline{\text{---}}$	<a href="#">TM5ACBM11</a>	0.020/ 0.044
	24 V $\overline{\text{---}}$ With address setting	<a href="#">TM5ACBM15</a>	0.020/ 0.044
Terminal blocks	For counter electronic module 12 spring terminals	<a href="#">TM5ACTB12</a>	0.020/ 0.044

### Accessories

See [page 13](#)

# Modicon TM5

## High-Performance and Safe IP20 Modular I/O System

### Transmitter and receiver modules

#### Presentation

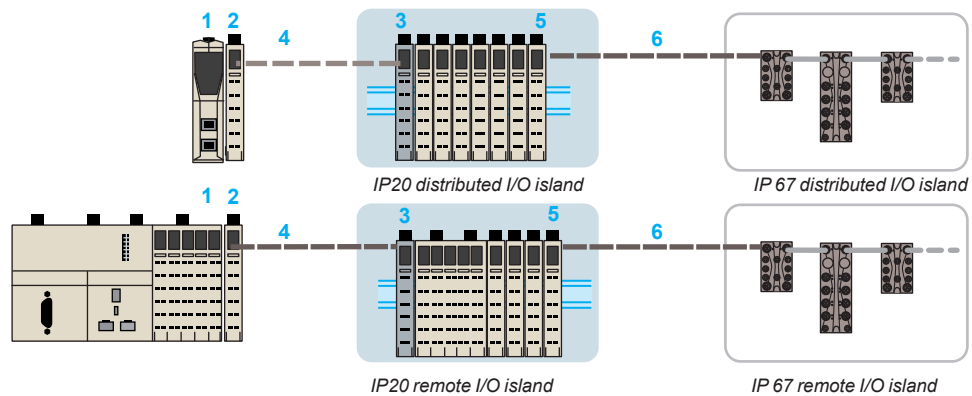
Transmitter and receiver modules are used to create remote and distributed I/O islands via the TM5 expansion bus. This makes it possible to:

- Adapt the architecture as close as possible to the machine topology, and reduce wiring costs by minimizing the distance between the I/O modules and the sensors/preactuators
- Take full advantage of the TM5 expansion bus exchange performance, and save the cost of a fieldbus connection

**Remote I/O modules are needed to:**

- Increase the number of distributed I/O with a network interface module (Ethernet, Sercos, or CANopen) beyond 100 m/328 ft (1)
- Increase the number of remote I/O with a logic controller beyond 100 m/328 ft (1)

They are used to exchange incoming and outgoing data from the I/O expansion modules, and to maintain data exchange performance.



- **TM5SBET1** transmitter module (2) operates with **TM5SBER2** receiver module (3) to transmit data between IP20 I/O islands. The transmitter (2) and receiver (3) modules are physically connected via **TCSXCNNXN100** remote I/O cable (4).
- **TM5SBET7** transmitter module (5) transmits data from an IP20 island to an IP67 island (1) via a TM7 expansion bus (6).

The maximum distance between two islands is 100 m (328 ft) and the maximum total distance is 2,500 m (8,202 ft).

Each remote I/O module comprises three parts to be ordered separately:

- A remote electronic module, either transmitter or receiver
- A bus base
- A terminal block

These modules can be mechanically assembled before mounting on a symmetrical rail.

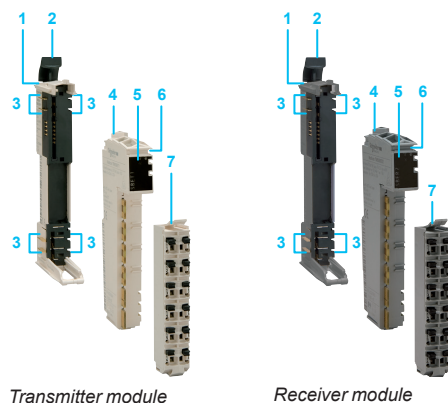
They offer the following advantages:

- Removable connector
- Spring terminals that can be used for quick, tool-free connection of the sensors and preactuators (the quality of the spring terminals avoids the need for periodic retightening)

#### Transmitter and receiver module compatibility

	TM5SBET1, TM5SBER2
Local and remote I/O	<ul style="list-style-type: none"> <li>■ Modicon M258 logic controller</li> <li>■ Modicon LMC058 motion controller</li> </ul>
Distributed I/O	<ul style="list-style-type: none"> <li>■ Ethernet network interface module</li> <li>■ CANopen bus interface module</li> <li>■ Sercos bus interface module</li> </ul>

#### Description



Transmitter and receiver modules comprise:

- 1 A bus base
- 2 A mechanical clip for locking onto a symmetrical rail
- 3 A bus expansion connection on each side of the base to provide the link with the adjacent controller or module
- 4 A remote I/O electronic module, either transmitter or receiver
- 5 An LED display block for the module channels and diagnostics
- 6 A slot for the plain text cover holder (label holder)
- 7 A removable spring terminal block with locking clip and slots for colored ID markers

(1) Modicon TM7, please refer to catalog ref. [DIA3ED2140405EN](#)

# Modicon TM5

## High-Performance and Safe IP20 Modular I/O System

### Transmitter and receiver modules



TM5SBET1

TM5SBET7

TM5SBER2



TM5ACBM1●



TM5ACBM0●R



TM5ACTB●●



TM5ACTB12PS

### References

Description	Characteristics	Reference	Weight kg/lb
<b>Transmitter module</b>	Electronic module for data transmission between IP 20 I/O islands	<a href="#">TM5SBET1</a>	0.025/ 0.055
	Electronic module for data transmission between IP 20 I/O islands and IP67 I/O islands Includes the power supply for the TM7 expansion blocks (1)	<a href="#">TM5SBET7</a>	
<b>Receiver module</b>	Data reception electronic module Power distribution module for electronic modules and the TM5 bus, 24 V $\bar{\text{c}}$ power supply	<a href="#">TM5SBER2</a>	
<b>Remote I/O connection cable</b>	Bus expansion by linking transmitter and receiver modules Length: 100 m (328 ft)	<a href="#">TCSXCNNXN100</a>	8.800/ 19.401
<b>Bus bases</b>	For TM5SBET1 and TM5SBET7 transmitter modules	<a href="#">TM5ACBM11</a>	0.020/ 0.044
	For TM5SBET1 and TM5SBET7 transmitter modules, with address setting	<a href="#">TM5ACBM15</a>	0.020/ 0.044
	For TM5SBER2 receiver module	<a href="#">TM5ACBM01R</a>	0.020/ 0.044
	For TM5SBER2 receiver module, with address setting	<a href="#">TM5ACBM05R</a>	0.020/ 0.044
<b>Terminal blocks</b>	For TM5SBET1 transmitter module 6 spring terminals	<a href="#">TM5ACTB06</a>	0.016/ 0.035
	For TM5SBET1 and TM5SBET7 transmitter modules 12 spring terminals	<a href="#">TM5ACTB12</a>	0.020/ 0.044
	For TM5SBER2 receiver module 12 spring terminals	<a href="#">TM5ACTB12PS</a>	0.020/ 0.044

### Accessories

See [page 13](#)

(1) Modicon TM7, please refer to catalog ref. [DIA3ED2140405EN](#)



# Modicon TM5

High-Performance and Safe IP20 Modular I/O System  
IO-Link master module



## Presentation

■ IO-Link is a point-to-point industrial communications networking standard (IEC 61131-9) used for connecting digital sensors and actuators to either a type of industrial fieldbus or a type of industrial Ethernet. IO-Link offers possibilities for communication between the control and the machine level: sensors and actuators actively participate in the process within a cohesive automation network:

- transmitters independently report errors and states to PLCs
- receivers receive inverted signals and process them.

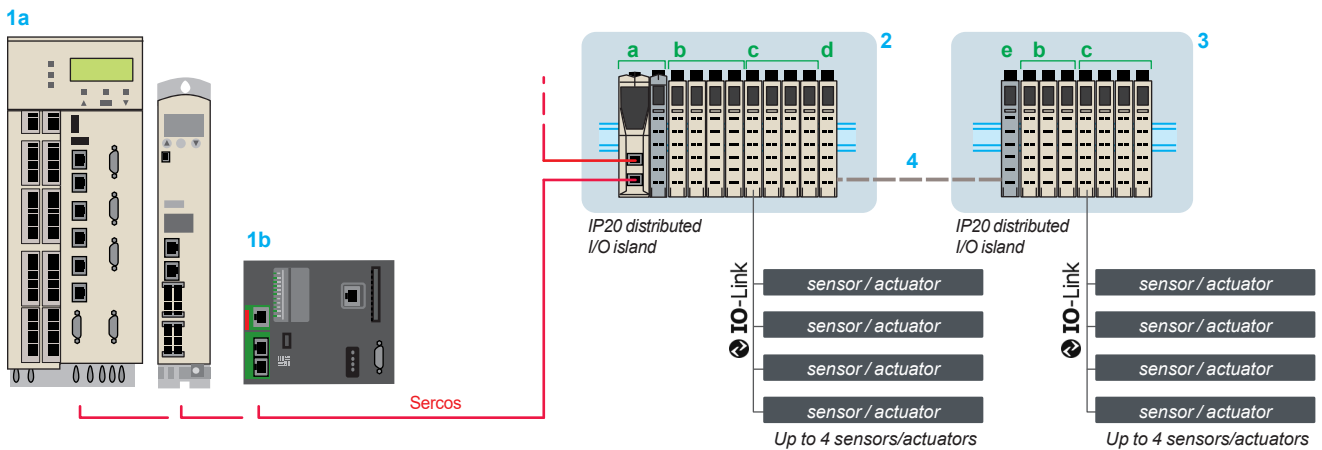
The result: cost and process optimization across the entire supply chain, across all sectors.

■ **TM5SE4IOL** IO-Link master module allows to connect intelligent devices (sensors and actuators) to the TM5 system in accordance with the IO-Link standard, and in conjunction with the TM5 Sercos or EtherNet/IP bus couplers. It transforms the devices into real communicators, offering a wide range of functions with associated setting options and status information because of their communication capability.

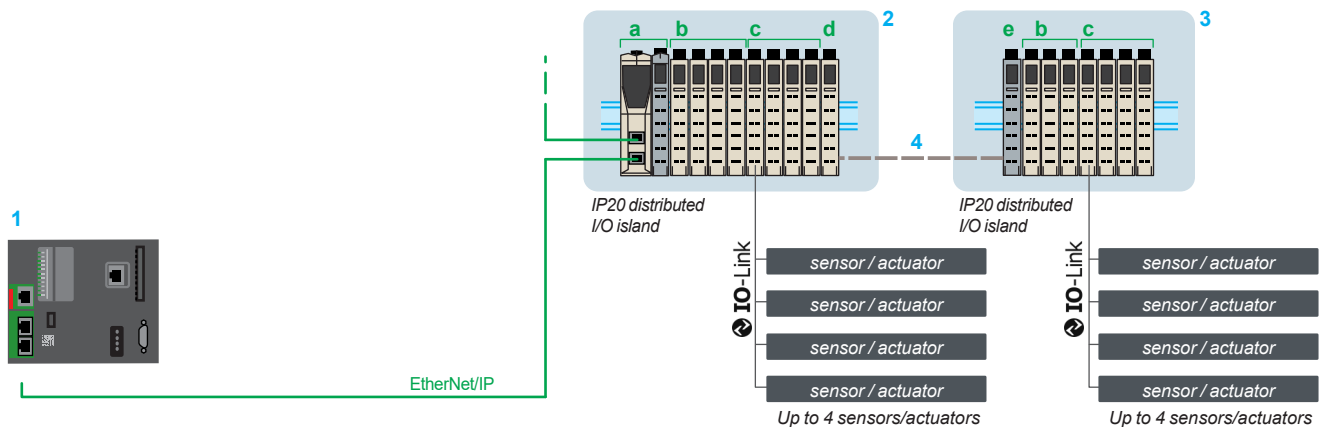
■ **TM5SE4IOL** IO-Link master module is designed for PacDrive LMC Eco/Pro2 motion controllers and Modicon M262 logic/motion controllers, and is suitable:

- on Sercos with Pacdrive LMC controllers,
- on Sercos and Ethernet/IP with Modicon M262 logic:motion controllers.

■ **TM5SE4IOL** is compatible with IO-Link Editor, and enables to integrate IODD files version 1.1 (*IODD: IO Device Description*).




- 1 Sercos bus masters: **a** PacDrive LMC Eco/Pro2 motion controllers, **b** Modicon M262 logic/motion controller
- 2 IP20 distributed I/O island (1): TM5NS31 Sercos interface module (**a**) + I/O modules (**b**) + TM5SE4IOL IO-Link master modules (**c**) + TM5SBET1 transmitter module (**d**)
- 3 IP20 distributed I/O island: TM5SBER2 receiver module (**e**) + TM5 I/O modules (**b**) + TM5SE4IOL IO-Link master modules (**c**)
- 4 TM5 expansion bus: TCSXCNNXN100 remote I/O connection cable



- 1 Ethernet network master: Modicon M262 logic/motion controller
- 2 TM5NEIP1 Ethernet interface module (**a**) + I/O modules (**b**) + TM5SE4IOL IO-Link master modules (**c**) + TM5SBET1 transmitter module (**d**)
- 3 IP20 distributed I/O island: TM5SBER2 receiver module (**e**) + TM5 I/O modules (**b**) + TM5SE4IOL IO-Link master modules (**c**)
- 4 TM5 expansion bus: TCSXCNNXN100 remote I/O connection cable

# Modicon TM5

High-Performance and Safe IP20 Modular I/O System  
IO-Link master module



TM5SE4IOL



TM5ACTB12



TM5ACBM11

## Description

TM5SE4IOL IO-Link master module comprises:

- 1 A bus base
- 2 A mechanical clip for locking onto a symmetrical rail
- 3 A bus expansion connection on each side of the base to provide the link with the adjacent controller or module
- 4 An RS232 interface electronic module
- 5 An LED display block for the module channels and diagnostics
- 6 A slot for the plain text cover holder (label holder)
- 7 A removable spring terminal block with locking clip and slots for colored ID markers

## References

Designation	Description	Reference	Weight kg/lb
IO-Link master electronic module	<ul style="list-style-type: none"> <li>■ Up to four Up to 4 Sensors/actuators</li> <li>■ Digital channels (configurable as input or output)</li> </ul>	TM5SE4IOL	0.064/ 0.141
Bus base	24 V $\overline{\text{DC}}$	TM5ACBM11	0.020/ 0.044
Terminal blocks	For the RS232 interface electronic module	TM5ACTB12	0.020/ 0.044

## Accessories

See [page 13](#)

## Configuration software

EcoStruxure Machine Expert software, please refer to catalog ref. [DIA3ED2180701EN](#)

# Modicon TM5

High-Performance and Safe IP20 Modular I/O System

Communication module for RS232 serial link

## Presentation

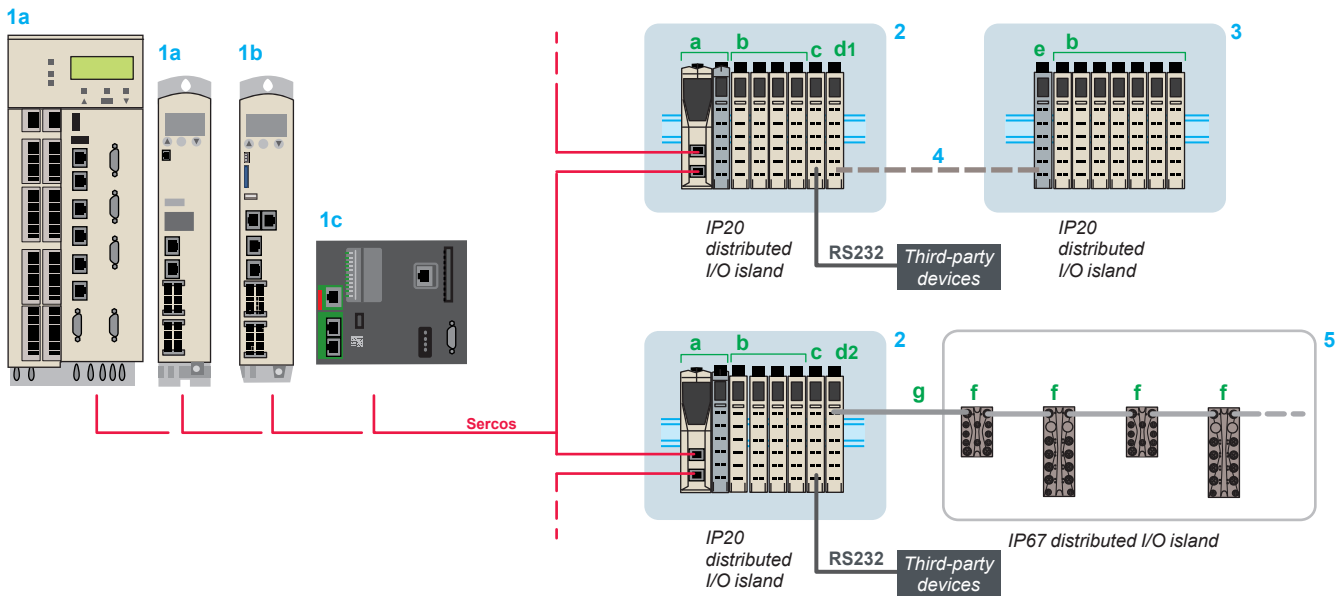
**TM5SE1RS2** communication module is designed for PacDrive LMC Eco/Pro2 and Modicon LMC078 motion controllers, and the Modicon M262 logic/motion controller. It provides multiple RS232 ports on the Sercos III bus for connecting third-party devices to controllers.

**TM5SE1RS2** communication module can be integrated into remote and distributed architectures.

EcoStruxure Machine Expert software provides configuration and read/write functionality.

### Communication module compatibility

	TM5SE1RS2
Local and remote I/O	<ul style="list-style-type: none"> <li>Modicon LMC078 motion controller</li> </ul>
Distributed I/O	<ul style="list-style-type: none"> <li>CANopen bus interface module</li> <li>Sercos bus interface module</li> </ul>





- 1 Sercos bus masters: **a** PacDrive LMC Eco/Pro2 motion controllers **b** Modicon LMC078 motion controller **c** Modicon M262 logic/motion controller
- 2 IP20 distributed I/O island (1): TM5 interface module (**a**) + I/O modules (**b**) + TM5SE1RS2 communication module (**c**) + TM5SBET1 (**d1**)/TM5SBET7 (**d2**) transmitter modules
- 3 IP20 distributed I/O island: TM5SE1RS2 receiver module (**e**) + TM5 I/O modules (**b**)
- 4 TM5 expansion bus: TCSXCNNXN100 remote I/O connection cable
- 5 IP67 distributed I/O island (1): TM7 I/O blocks (digital or analog) (**e**) + TCSXCNE TM7 bus expansion cable (**g**)

(1) Modicon TM7, please refer to catalog ref. [DIA3ED2140405EN](#)

# Modicon TM5

High-Performance and Safe IP20 Modular I/O System  
Communication module for RS232 serial link



TM5SE1RS2

TM5ACTB06



TM5ACBM11

## Description

TM5SE1RS2 communication module comprises:

- 1 A bus base
- 2 A mechanical clip for locking onto a symmetrical rail
- 3 A bus expansion connection on each side of the base to provide the link with the adjacent controller or module
- 4 An RS232 interface electronic module
- 5 An LED display block for the module channels and diagnostics
- 6 A slot for the plain text cover holder (label holder)
- 7 A removable spring terminal block with locking clip and slots for colored ID markers

## References

Designation	Description	Reference	Weight kg/lb
<b>RS232 interface electronic module</b>	<ul style="list-style-type: none"> <li>- Machine Expert protocol</li> <li>- Physical layer: RS232</li> <li>- Baud rate: 1,200 to 115,200 Kbps</li> <li>- Capacity: 7 or 8 data bits</li> <li>- Services: low/high/even, none, odd parity bit</li> </ul>	<a href="#">TM5SE1RS2</a>	0.064/ 0.141
<b>Bus base</b>	24 V $\overline{\text{V}}$	<a href="#">TM5ACBM11</a>	0.020/ 0.044
<b>Terminal blocks</b>	For the RS232 interface electronic module	<a href="#">TM5ACTB06</a>	0.016/ 0.035
	For the RS232 interface electronic module	<a href="#">TM5ACTB12</a>	0.020/ 0.044

## Accessories

See [page 13](#)


## Configuration software

EcoStruxure Machine Expert software, please refer to catalog ref. [DIA3ED2180701EN](#)

# Modicon TM5

High-Performance and Safe IP20 Modular I/O System

Common distribution modules



## Presentation

**TM5SP●●●** common distribution modules make cabling more flexible by “branching” the different voltages needed to power the I/O expansion modules used.

Each common distribution module comprises three parts to be ordered separately:

- A common distribution electronic module
- A bus base
- A terminal block to be chosen according to the number of terminals

These modules can be mechanically assembled before mounting on a symmetrical rail. They offer the following advantages:

- Removable terminal block
- Spring terminals that can be used for quick, tool-free connection of the sensors and preactuators (the quality of the spring terminals avoids the need for periodic retightening)
- Hot swapping capability

**The power supply common distribution module offer comprises:**

- Common distribution electronic modules that have an integral, removable fuse
- **TM5SD0000** non-functioning dummy electronic module, which increases the degree of flexibility in terms of managing the various options for an installation (machine with or without temperature sensors, for example). It is also used to reserve a physical slot and a logical address on the backplane bus, for adding a functioning module (such as an application-specific I/O expansion module) at a later date.

## Common distribution module compatibility

	TM5SP●●●
Local and remote I/O	<ul style="list-style-type: none"> <li>■ Modicon M258 logic controller</li> <li>■ Modicon LMC058 motion controller</li> </ul>
Distributed I/O	<ul style="list-style-type: none"> <li>■ Ethernet network interface module</li> <li>■ CANopen bus interface module</li> <li>■ Sercos bus interface module</li> </ul>

## Description

**TM5SP●●●** common distribution modules comprise:

- 1 A bus base
- 2 A mechanical clip for locking onto a symmetrical rail
- 3 A bus expansion connection on each side of the base to provide the link with the adjacent controller or module
- 4 A power supply common distribution electronic module
- 5 An LED display block for the module channels and diagnostics
- 6 A slot for the plain text cover holder (label holder)
- 7 A removable spring terminal block with locking clip and slots for colored ID markers

## References

Description	Characteristics	Reference	Weight kg/ lb
<b>Common distribution electronic modules (1)</b>	12 x 0 V DC commons with 1 fuse	<a href="#">TM5SPDG12F</a>	0.025/ 0.055
	12 x 24 V DC commons with 1 fuse	<a href="#">TM5SPDD12F</a>	0.025/ 0.055
	6 x 0 V DC commons 6 x 24 V DC commons, with 1 fuse	<a href="#">TM5SPDG6D6F</a>	0.025/ 0.055
<b>Dummy electronic module</b>	Non-functioning: Used for reserving slots and logical addresses	<a href="#">TM5SD0000</a>	0.015/ 0.033
<b>Bus bases</b>	24 V ---	<a href="#">TM5ACBM11</a>	0.020/ 0.044
	24 V --- With address setting	<a href="#">TM5ACBM15</a>	0.020/ 0.044
<b>Terminal blocks</b>	For power supply common distribution module 6 spring terminals	<a href="#">TM5ACTB06</a>	0.016/ 0.035
	For power supply common distribution module 12 spring terminals	<a href="#">TM5ACTB12</a>	0.020/ 0.044

## Accessories

See [page 13](#)

(1) Equipped with 5 x 20 internal fuse, slow-blow 6.3 A



TM5SPDG●●●



TM5ACBM●●




TM5ACTB●●

# Modicon TM5

High-Performance and Safe IP20 Modular I/O System

Power distribution modules



TM5SP●●



TM5ACBM●●



TM5ACTB●●

## Presentation

TM5SP●● power distribution modules are designed to supply power to the I/O modules and/or the TM5 bus.

Each power distribution module comprises three parts to be ordered separately:

- A power distribution electronic module
- A bus base
- A terminal block

These modules can be mechanically assembled before mounting on a symmetrical rail. They offer the following advantages:

- Removable terminal block
- Spring terminals that can be used for quick, tool-free connection of the sensors and preactuators (the quality of the spring terminals avoids the need for periodic retightening)

Four power distribution modules are available.

### Power distribution module compatibility

	TM5SP●●
Local and remote I/O	<ul style="list-style-type: none"> <li>■ Modicon M258 logic controller</li> <li>■ Modicon LMC058 motion controller</li> </ul>
Distributed I/O	<ul style="list-style-type: none"> <li>■ Ethernet network interface module</li> <li>■ CANopen bus interface module</li> <li>■ Sercos bus interface module</li> </ul>

## Description

TM5SP●● power distribution modules comprise:

- 1 A bus base
- 2 A mechanical clip for locking onto a symmetrical rail
- 3 A bus expansion connection on each side of the base to provide the link with the adjacent controller or module
- 4 A power distribution electronic module
- 5 An LED display block for the module channels and diagnostics
- 6 A slot for the plain text cover holder (label holder)
- 7 A removable spring terminal block with locking clip and slots for colored ID markers

## References

Description	Characteristics	Fuse	Reference	Weight kg/lb
<b>Power distribution electronic modules</b>	24 V $\ddot{=}$ power supply for the I/O modules	–	<a href="#">TM5SPS1</a>	0.030/ 0.066
	Max. total I: 10 A	6.3 A internal fuse	<a href="#">TM5SPS1F</a>	0.030/ 0.066
	Power supply	–	<a href="#">TM5SPS2</a>	0.030/ 0.066
	- for the I/O (24 V $\ddot{=}$ ) - for the TM5 bus (bus power supply: 7 W)	6.3 A internal fuse	<a href="#">TM5SPS2F</a>	0.030/ 0.066
<b>Bus bases</b>	Isolated on the left on the 24 V $\ddot{=}$ I/O module power supply		<a href="#">TM5ACBM01R</a>	0.020/ 0.044
	Isolated on the left on the 24 V $\ddot{=}$ I/O module power supply With address setting		<a href="#">TM5ACBM05R</a>	0.020/ 0.044
<b>Terminal block</b>	For power distribution electronic module 24 V $\ddot{=}$ 12 spring terminals		<a href="#">TM5ACTB12PS</a>	0.020/ 0.044

### Accessories

See [page 13](#)



# Modicon TM5

High-Performance and Safe IP20 Modular I/O System  
Safety logic controllers and safety I/O modules

## Presentation

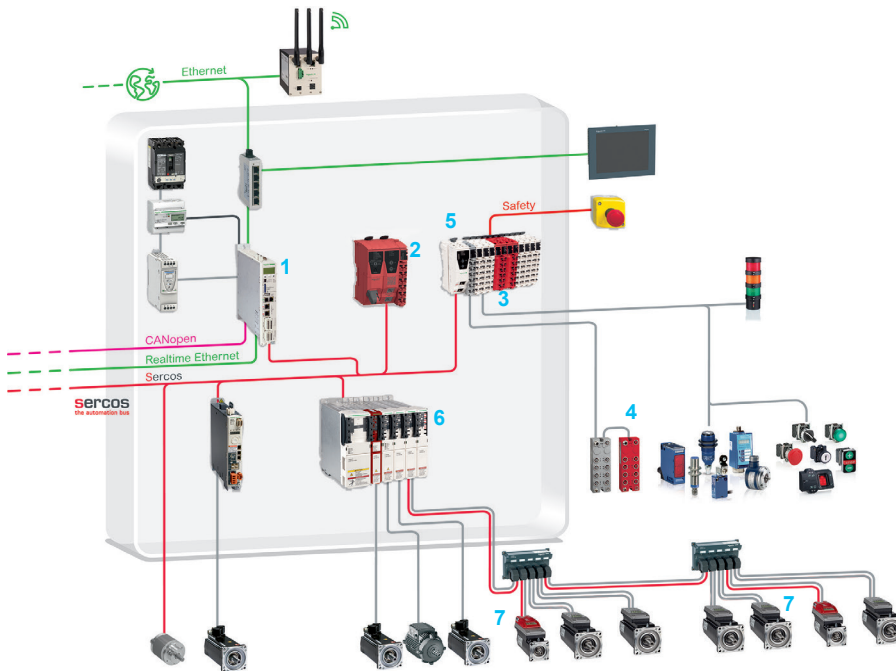
Modicon TM5CSLC●00FS safety logic controllers are suitable for applications requiring distributed safety over the Sercos III bus:

- They can manage a group of 20 up to 100 safety nodes consisting of I/O islands, with a fastest task cycle time of 1 ms.
- They are powered in 24 V DC power supply and are equipped with two integrated shielded RJ45 ports for connecting the Sercos III bus and a memory key interface.

## Architecture example

The architecture comprises:

- PacDrive LMC motion controller (1) (or a Modicon M262 motion controller) as Sercos bus master
- Modicon TM5CSLC●00FS safety logic controller (2), as Sercos slave interface: it manages the safety-related application over the Sercos III bus.
- Modicon TM5 (3) and Modicon TM7 (4) safety I/O modules: connected to Modicon TM5CSLC●00FS safety logic controllers by means of Modicon TM5 Sercos interface modules (5),
- Lexium 62 safety servo drives (6),
- Lexium 62 ILM integrated drive (7)



## Functions

- Modicon TM5CSLC●00FS safety logic controllers provide the following functions:
  - Configuration management
  - Parameter management
  - Secure execution of the application program
  - Device assistant (used to exchange firmware on safety devices in architecture monitored by LMC motion controllers and Modicon M262 motion controllers.
  - Firmware exchange on safety devices via FDR (Fast Device Replacement) in architecture monitored by Modicon M262 motion controllers

## Programming

- The safety system is programmed using **EcoStruxure Machine Expert** software, with its **Safety addon** installed. The editor is embedded into the programming environment where each hardware component is defined: Modicon LMC motion controller (or Modicon M262 motion controller), TM5CSLC●00FS safety logic controller, Modicon TM5 safety I/O modules, Modicon TM7 safety I/O blocks, Lexium 62 servo drives, Lexium 62 ILM integrated drive.
- The application program and configuration of the safety hardware are managed by the software editor. The hardware configuration remains the same as the previous hardware TM5SLC100/200: the existing configuration is reusable. Existing project updates to new via Eco Struxure Machine Expert /Safety addon with manual adjustment of safety timing parameters.

## Fieldbus characteristics

Distributed I/O	Sercos bus interface module (with PacDrive LMC Eco/Pro2 logic controllers or M262 motion controller)
Interface	Internal 2x switch (2x shielded RJ45 port)
Cable length	Maximum 100 m (328 ft) between two safety nodes (segment length)
Transfer rate	100 Mbps, Full duplex

(1) Lexium 62, Lexium 62 ILM integrated drive, Modicon TM5 I/O modules, Modicon TM7 safety I/O blocks



Please refer to catalog ref [DIA3ED2180701EN](#)



Please refer to catalog ref [DIA7ED2160305EN](#)



Please refer to catalog ref [DIA7ED2160306EN](#)

# Modicon TM5

High-Performance and Safe IP20 Modular I/O System  
Safety logic controllers and safety I/O modules

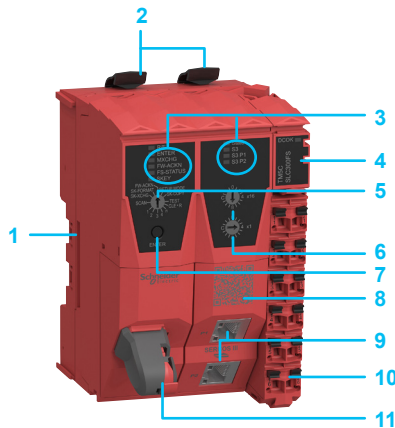
## Certifications

- Modicon TM5 embedded safety offer is certified by TÜV Nord Group up to performance level PLe according to EN ISO 13849-1, and SIL cl 3 according to IEC 61508, IEC 62061.
- Modicon TM5 safety logic controllers are certified by CSA, Class I, Div. 2, cULus, and marked CE and UKCA.

Criteria	Characteristic value
Category	Cat 4 according to EN ISO 13849
Maximum performance level	PLe according to EN ISO 13849
Maximum safety integrity level	SIL 3 according to IEC 62061
Maximum safety integrity level	SIL 3 according to IEC 61508
PFH	$< 1 \cdot 10^{-9}$
PFD	$< 2 \cdot 10^{-5}$ for a proof test interval of 20 years
PT	20 years max.
SFF	> 90%
Service life	20 years max.
DC	> 90%
MTTFd	> 100 years

## Description

- Slot for locking plate TM5ACLPR10 (1)
- Mechanical clips for locking onto a symmetrical rail (vertical or horizontal mounting)
- Logic processor / Sercos interface LED indicators
- Integrated power supply
- One selection switch functions (Setup mode, Acknowledgement, ...)
- Two Sercos address switches
- Button for confirming a Function
- QR code printed in front face; link to product data page
- Two shielded RJ45 ports for Sercos 3 bus, controlled node
- Safety removable spring terminal block (12-pin, safety coded red) TM5ACTB52FS (1)
- One slot for exchangeable memory key (2)



## References

Designation	Communication interface	I/O	Reference	Weight kg/lb
<b>Safety logic controllers</b> Dimensions (W x H x D): 62.5 x 99 x 75 mm (2.46 x 3.89 x 2.92 in)	2x shielded RJ45 ports for Sercos 3 bus	20 safety nodes	<b>TM5CSLC300FS</b>	0.208/ 0.458
		100 safety nodes	<b>TM5CSLC400FS</b>	0.208/ 0.458

## Memory key for Modicon TM5 safety logic controllers

- The memory key is required to load the program, parameters and configuration into the Modicon TM5CSLC●00FS safety logic controller when it boots up. In addition, it can be used to store the program, the parameters, and the system configuration and transfer the data to another TM5CSLC●00FS safety logic controller.
- Its is designed with a mechanical locking mechanism to prevent unintended removal.

Designation	Description	Reference	Weight kg/lb
<b>Memory key</b>	8 MB	<b>TM5ACSLCM8FS</b>	0.013/ 0.028

## Accessories

See [page 13](#)

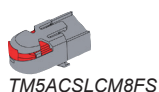
## Programming software for Modicon TM5 safety logic controllers

EcoStruxure Machine Expert (Safety addon)

Please refer to catalog  
ref. [DIA3ED2180701EN](#)

(1) Accessories included in delivery of TM5CSLC300FS and TM5CSLC400FS.

(2) To be ordered separately.



# Modicon TM5

High-Performance and Safe IP20 Modular I/O System  
Safety logic controllers and safety I/O modules

## Presentation

The range of safety digital I/O expansion modules comprises:

- safety digital input and output modules
- safety analog and temperature input modules
- safety counter input modules

Each safety I/O expansion module comprises three parts to be ordered separately:

- A safety I/O electronic module
- A safety bus base
- A safety removable spring terminal block


### Safety I/O module compatibility

	TM5CSLC●00FS
Local and remote I/O	–
Distributed I/O	Sercos bus interface module (with PacDrive logic controllers or M262 logic/motion controller)

## Description

Modicon TM5 safety I/O modules comprise:

- 1 A bus base
- 2 Two mechanical clips for locking onto a symmetrical rail
- 3 A bus expansion connection on each side of the base to provide the link with the adjacent controller or module
- 4 A power distribution electronic module
- 5 An LED display block for the module channels and diagnostics
- 6 A slot for the plain text cover holder (label holder)
- 7 A removable spring terminal block with locking clip and slots for colored ID markers



# Modicon TM5

High-Performance and Safe IP20 Modular I/O System

Safety logic controllers and safety I/O modules



TM5SD●●●●●



TM5SAI4AFS  
TM5STI4ATCFS



TM5SDC1FS



TM5ACBM3FS



TM5ACTB52FS  
TM5ACTB5FFS



TM5SPS10FS



TM5ACBM4FS



TM5NS31



TM5SPS3



TM5ACBN1




TM5ACTB12PS

References				
Designation	Description	Reference	Weight	kg/lb
<b>Safety digital I/O electronic modules</b>				
<b>Safety digital input modules</b>	2 safety digital inputs, 24 V DC, sink	TM5SDI2DFS	0.025/	0.055
	4 safety digital inputs, 24 V DC, sink	TM5SDI4DFS	0.025/	0.055
	20 safety digital inputs, 24 V DC, sink	TM5SDI20DFS	0.059/	0.013
<b>Safety mixed digital I/O modules</b>	2 safety digital inputs, 24 V DC, sink 2 NO safety relay outputs	TM5SDM4DTRFS	0.025/	0.055
	6 safety digital inputs, 24 V DC, sink 2 safety digital outputs, 24 V DC, 500 mA	TM5SDM8TBFS	0.066/	0.146
<b>Safety digital output modules</b>	2 safety digital outputs, 24 V DC, transistor 0.5 A	TM5SDO2TFS	0.025/	0.055
	2 safety digital outputs, 24 V DC, transistor 2 A	TM5SDO2TAFS	0.025/	0.055
	4 safety digital outputs, 24 V DC, transistor 0.5 A	TM5SDO4TFS	0.025/	0.055
	4 safety digital outputs, 24 V DC, transistor 2 A	TM5SDO4TAFS	0.025/	0.055
	6 safety digital outputs, 24 V DC, transistor 0.2 A	TM5SDO6TBFS	0.025/	0.055
	2 NO safety relay outputs, 230 V AC 6 A	TM5SDO2DTRFS	0.101/	0.223
<b>Safety analog input electronic modules</b>				
<b>Safety analog input modules</b>	4 safety analog inputs, 0..20 mA/4..20 mA 24-bit resolution	TM5SAI4AFS	0.068/	0.150
	4 safety thermocouple inputs: PT100/PT1000 inputs, 24-bit resolution	TM5STI4ATCFS	0.066/	0.146
<b>Safety counter electronic module</b>				
<b>Safety counter module</b>	1 safety counter input, 24 V DC, sink, A-A, A-B, A-A'-B-B' wiring modes, 7 kHz maximum frequency	TM5SDC1FS	0.052/	0.115
<b>Safety bus base for safety I/O electronic modules</b>				
<b>Safety bus base for safety I/O electronic modules</b>	Internal interconnected I/O power supply; 0.13 W power consumption	TM5ACBM3FS	0.020/	0.044
<b>Safety terminal blocks</b>				
<b>Safety terminal blocks</b>	For use with TM5SDI●●●, TM5SDO●●●, TM5SDM4DTRFS and TM5SDC1FS safety modules (24 V DC power supply connected, 12-pin spring terminals, 10 A nominal current per contact)	TM5ACTB52FS	0.020/	0.044
	For use with PT1000 sensors on TM5STI4ATCFS module (24 V DC, 16-pin spring terminals, 10 A nominal current per contact)	TM5ACTB5EFS	0.040/	0.088
	For use with 4-20 mA analog inputs on TM5SAI4AFS module, digital mixed I/O TM5SDM8TBFS module and thermocouple inputs without compensation on TM5STI4ATCFS module (24 V DC, 16-pin spring terminals, 10 A nominal current per contact)	TM5ACTB5FFS	0.037/	0.082
<b>Safety power distribution module</b>				
<b>Safety power distribution module (SPDM)</b>	Power source for specified non-safety-related I/O modules, for use with dedicated TM5ACBM4FS safety bus base (with isolation on left) This supports the predefined safe power-off state for the connected I/O modules (24 V DC, 10 A with integrated safe cut-off function)	TM5SPS10FS	0.080/	0.176
<b>Safety bus base</b>	For use with TM5SPS10FS safety power distribution module (the internal I/O power supply is isolated on the left)	TM5ACBM4FS	0.059/	0.130
<b>Interface module for distributed safety I/O on Sercos III bus</b>				
<b>Sercos bus interface module</b>	Communication module for Sercos III bus	TM5NS31	0.050/	0.110
<b>Power distribution electronic module</b>	Input power supply: 24 V $\bar{\text{---}}$ for Sercos III bus, interface, and I/O expansion modules	TM5SPS3 (1)	0.025/	0.055
<b>Bus base</b>	For TM5NS31 and TM5SPS3 electronic modules Supplied with 2 protective plates, TM5ACPL10 and TM5ACPR10	TM5ACBN1	0.020/	0.044
<b>Terminal block</b>	12 spring terminals	TM5ACTB12PS	0.016/	0.035
	For TM5SPS3 electronic module			

(1) Supplied with 2 protective plates, TM5ACPL10 and TM5ACPR10

# Modicon TM5

High-Performance and Safe IP20 Modular I/O System  
Interface modules for distributed I/O on network and buses

Applications		Data exchange between a control device and fieldbus I/O		Data exchange between a control device and fieldbus I/O Integrated safety I/O			
Bus or network		Ethernet network (EtherNet/IP protocol)		CANopen bus			
Compatibility		<ul style="list-style-type: none"> <li>Modicon M241 logic controllers</li> <li>Modicon M251 logic controllers</li> <li>Modicon M262 logic/motion controller</li> <li>PacDrive LMC Eco/Pro2 motion controllers</li> </ul>		<ul style="list-style-type: none"> <li>Modicon M258 logic controllers</li> <li>LMC058 motion controller</li> <li>LMC078 motion controller</li> <li>Modicon M262 logic/motion controller</li> <li>PacDrive LMC Eco/Pro2 motion controllers</li> </ul>			
							
Bus or network type		Industrial LAN		CAN fieldbus		Sercos III bus	
Structure		Physical interface		ISO 11898 (9-way SUB-D connector)		RS 485 (2 parallel RJ45 connectors)	
		Access method		CSMA-MA, multi-master		Master/slave	
		Data rate		10...1,000 Kbps depending on distance		1.2...38.4 kBaud	
Medium		Double shielded twisted pair via Ethernet <b>Modicon Switch</b> cabling system		Double shielded twisted pair		Double shielded twisted pair	
Configuration with I/O expansion modules		Modicon TM5 modules, Modicon TM7 blocks		Modicon TM5 modules, Modicon TM7 blocks		Modicon TM5 modules, Modicon TM7 blocks	
		Digital I/O modules Analog I/O modules Common distribution modules (TM5 only)		Digital I/O modules Analog I/O modules Common distribution modules (TM5 only)		Digital I/O modules Analog I/O modules Common distribution modules (TM5 only)	
		Capacity for 1 TM5 interface module		Capacity for 1 TM5 interface module		Capacity for 1 TM5 interface module	
		Maximum distances		Maximum distances		Maximum distances	
Certifications		CE cULus cCSAus EAC RCM		CE cULus cCSAus EAC RCM DNV-GL LR c		CE cULus cCSAus EAC RCM	
Supply voltage		24 V $\overline{\text{DC}}$ power supply		24 V $\overline{\text{DC}}$ power supply		24 V $\overline{\text{DC}}$ power supply	
Interface module		<b>TM5NEIP1</b>		<b>TM5NCO1</b>		<b>TM5NS31</b>	
To be ordered with		<b>TM5ACBN1</b>		<b>TM5ACBN1</b>		<b>TM5ACBN1</b>	
		<b>TM5SPS3</b>		<b>TM5SPS3</b>		<b>TM5SPS3</b>	
		<b>TM5ACTB12PS</b>		<b>TM5ACTB12PS</b>		<b>TM5ACTB12PS</b>	
Kit		<b>TM5NEIP1K</b>		<b>TM5NCO1K</b>		-	
Comprising an interface module, bus base, power distribution electronic module, and terminal block							
Page		40		42		44	



# Modicon TM5

High-Performance and Safe IP20 Modular I/O System  
Interface module for distributed I/O over Ethernet

## Ethernet network



Industrial Ethernet is the term used to designate the industrial communication protocols that use standard Ethernet physical layers such as EtherNet/IP, TCP, and UDP.

It is possible to connect industrial products (industrial communication protocols), like controllers, variable speed drives, and robots, and products that use proprietary TCP/UDP-based protocols to an Industrial Ethernet network. It is also possible to use different Industrial Ethernet protocols simultaneously on the same network.

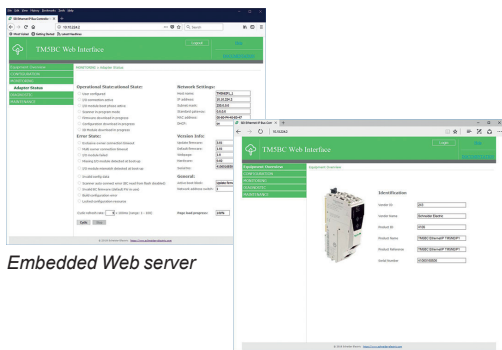
## Distributed I/O over Ethernet

**TM5NEIP1** interface module is designed for creating distributed I/O islands (IP20 and IP67) on the Ethernet network, managed by a master controller, and for exchanging data using the EtherNet/IP protocol between controllers and distributed I/O on the Ethernet network.

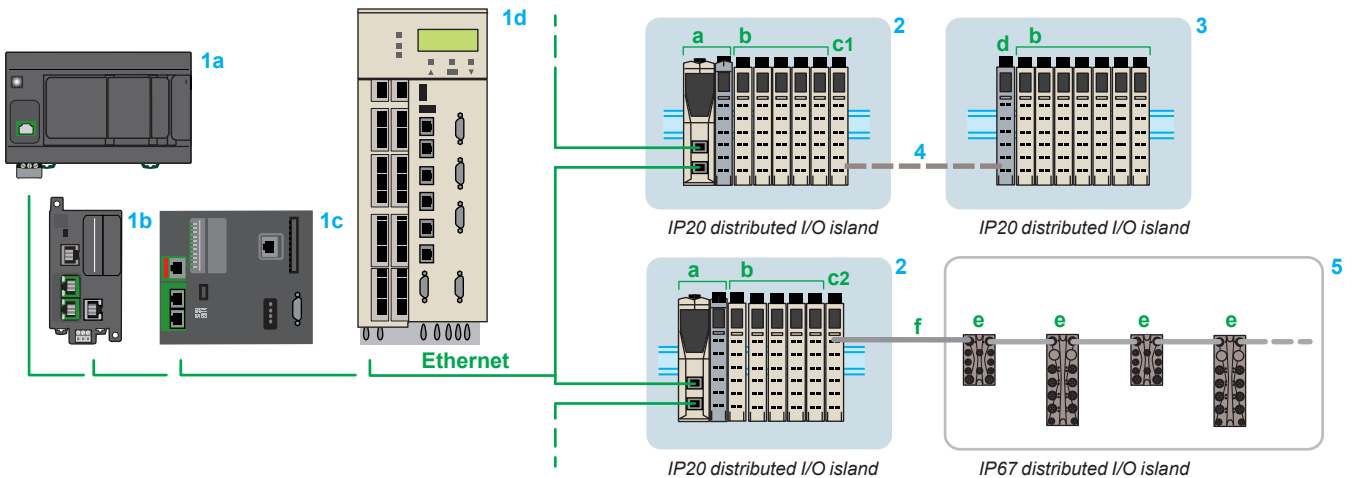
It is compatible with PacDrive LMC Eco/Pro2 motion controllers, Modicon M241/M251 logic controllers, and the Modicon M262 logic/motion controller.

### Special features of the interface module

- Embedded Web server
- Embedded cybersecurity (Achilles L1) and user access rights management via a Web server
- Two Ethernet ports on the front of the module for communicating with the TM5 bus coupler (the second port can be connected to other devices in a daisy chain or ring topology)
  - Ethernet Adapter half duplex/full duplex service, autonegotiation, and auto-MDI/MDIX supported
  - 10/100 Mbps data exchange rate
  - DHCP client



Embedded Web server




- 1 a Modicon M241 logic controller b Modicon M251 logic controller c Modicon M262 logic/motion controller d PacDrive LMC Eco/Pro2 motion controllers: Ethernet network masters
- 2 TM5 Ethernet interface module (slave) (a) + TM5 modules (b) + TM5SBET1 (c1)/TM5SBET7 (c2) transmitter modules
- 3 TM5SBER2 receiver module (d) + TM5 I/O modules (e)
- 4 TM5 expansion bus: TCSXCNNX100 remote I/O connection cable
- 5 Modicon TM7 blocks (1) (digital or analog I/O) (e) + TM7TCSXC�E bus expansion cable (f)

(1) Modicon TM7, please refer to catalog ref. [DIA3ED2140405EN](#)



# Modicon TM5

High-Performance and Safe IP20 Modular I/O System  
Interface module for distributed I/O over Ethernet



## Description

The Ethernet interface module comprises four parts to be ordered separately:

- a TM5ACBN1 bus base (a)
- a TM5NEIP1 network interface electronic module (b)
- a TM5SPS3 power distribution electronic module (c)
- a TM5ACTB12PS removable terminal block (d)

The Ethernet interface module can also be ordered as a complete kit comprising all these parts.

These modules can be mechanically assembled on the bus base before mounting on a symmetrical rail. They offer the following advantages:

- A removable terminal block
- Spring terminals that can be used for quick, tool-free connection of the power supply for the interface module and the I/O expansion modules (the quality of the spring terminals avoids the need for periodic retightening)

### This assembly comprises:

- 1 A mechanical clip for locking onto a symmetrical rail
- 2 A bus expansion connection on the side of the base to provide the link with the adjacent module
- 3 A slot for the Ethernet interface module with terminals
- 4 A slot for the power distribution module with terminals
- 5 An LED display block for the interface module channels and diagnostics
- 6 Two rotary switches for address selection on the bus
- 7 A slot for the plain text cover holder (label holder)
- 8 An LED display block for the power distribution module channels and diagnostics
- 9 A removable spring terminal block with locking clip and slots for colored ID markers
- 10 Two RJ45 connectors for the Ethernet network connection (network connected/network disconnected)

## References

Description	Characteristics	Reference	Weight kg/lb
<b>Ethernet network interface module</b>	With EtherNet/IP protocol	<a href="#">TM5NEIP1</a>	0.050/ 0.110
<b>Power distribution electronic module</b>	Input power supply: 24 V $\overline{\text{DC}}$ for Ethernet network, the interface, and I/O expansion modules	<a href="#">TM5SPS3</a> (1)	0.025/ 0.055
<b>Bus base</b>	For TM5NEIP1 and TM5SPS3 electronic modules Supplied with 2 protective plates, TM5ACPL10 and TM5ACPR10	<a href="#">TM5ACBN1</a>	0.020/ 0.044
<b>Terminal block</b>	12 spring terminals For TM5SPS3 power distribution electronic module	<a href="#">TM5ACTB12PS</a>	0.016/ 0.035

## Ethernet interface kit

Description	Composition	Reference	Weight kg/lb
<b>Kit comprising:</b>	TM5NEIP1	<a href="#">TM5NEIP1K</a>	0.075/ 0.165
- an Ethernet interface module	+ TM5SPS3		
- a bus base	+ TM5ACBN1		
- a power distribution electronic module	+ TM5ACTB12PS		
- a terminal block			

## Configuration software

EcoStruxure Machine Expert software, please refer to catalog ref. [DIA3ED2180701EN](#)

## Accessories

See [page 13](#)

(1) Supplied with 2 protective plates, TM5ACPL10 and TM5ACPR10

# Modicon TM5

High-Performance and Safe IP20 Modular I/O System  
Interface module for distributed I/O on CANopen bus

## CANopen bus

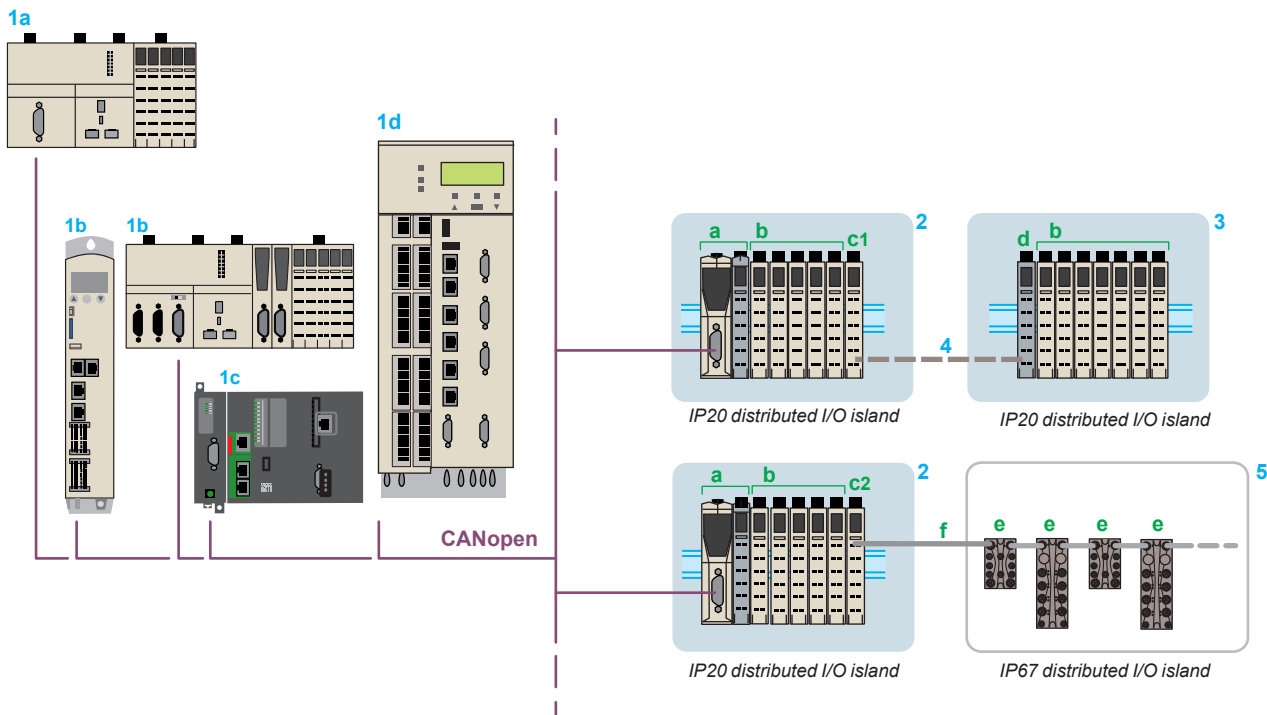


The CANopen fieldbus is specially designed to be integrated into control systems. It provides openness and interoperability for various devices (drives, motor starters, smart sensors, etc.). Having CANopen connectivity at several levels can help to reduce costs and optimize creation of the control system. It offers the following advantages:

- Quicker wiring time
- More reliable load
- Flexibility when adding or removing devices, as well as easier installation

## Distributed I/O on CANopen bus

**TM5NCO1** interface module is designed for creating distributed I/O islands (IP20 and IP67) on the CANopen bus. It is compatible with Modicon M258 logic controllers, Modicon LMC058 and Modicon LMC078 motion controllers, and the Modicon M262 logic/motion controller (equipped with its **TM5NCO1** communication module for CANopen bus).




- 1 a M258 logic controller, b Modicon LMC058 or Modicon LMC078 motion controller, c **TM5NCO1** communication module and Modicon M262 logic/motion controller, d PacDrive LMC Eco/Pro2 motion controllers: CANopen bus masters
- 2 TM5 CANopen interface module (slave) (a) + TM5 modules (b) + TM5SBET1 (c1)/TM5SBET7 (c2) transmitter modules
- 3 TM5SBER2 receiver module (d) + TM5 I/O modules (b)
- 4 TM5 expansion bus: TCSXCNNXNX100 remote I/O connection cable
- 5 Modicon TM7 blocks (1) (digital or analog I/O) (e) + TM7TCSXC�E bus expansion cable (f)

(1) Modicon TM7, please refer to catalog ref. [DIA3ED2140405EN](#)


# Modicon TM5

High-Performance and Safe IP20 Modular I/O System  
Interface module for distributed I/O on CANopen bus



TM5NCO1

TM5SPS3



TM5ACBN1

TM5ACTB12PS



TM5NCO1K

## Description

The TM5 CANopen interface module comprises four parts to be ordered separately:

- a TM5ACBN1 bus base (a)
- a TM5NCO1 CANopen electronic interface module (b)
- a TM5SPS3 power distribution electronic module (c)
- a TM5ACTB12PS removable terminal block (d)

The CANopen interface module can also be ordered as a complete kit comprising all these parts.

These modules can be mechanically assembled on the bus base before mounting on a symmetrical rail.

They offer the following advantages:

- Removable connector
- Spring terminals that can be used for quick, tool-free connection of the power supply for the interface module and the I/O expansion modules (the quality of the spring terminals avoids the need for periodic retightening)

**This assembly comprises:**

- 1 A mechanical clip for locking onto a symmetrical rail
- 2 A bus expansion connection on the side of the base to provide the link with the adjacent module
- 3 A slot for the CANopen interface module with connector
- 4 A slot for the power distribution module with connector
- 5 An LED display block for the interface module channels and diagnostics
- 6 Two rotary switches for address selection on the bus
- 7 A slot for the plain text cover holder (label holder)
- 8 An LED display block for the power distribution module channels and diagnostics
- 9 A removable spring terminal block with locking clip and slots for colored ID markers
- 10 A 9-way male SUB-D connector for the CANopen bus connection

## References

Description	Characteristics	Reference	Weight kg/lb
<b>CANopen bus interface module</b>	With CANopen protocol	<a href="#">TM5NCO1</a>	0.050/ 0.110
<b>Power distribution electronic module</b>	Input power supply: 24 V $\pm$ for CANopen bus, interface, and I/O expansion modules	<a href="#">TM5SPS3</a> (1)	0.025/ 0.055
<b>Bus base</b>	For TM5NCO1 and TM5SPS3 electronic modules Supplied with 2 protective plates, TM5ACPL10 and TM5ACPR10	<a href="#">TM5ACBN1</a>	0.020/ 0.044
<b>Terminal block</b>	12 spring terminals For TM5SPS3 power distribution electronic module	<a href="#">TM5ACTB12PS</a>	0.016/ 0.035

## CANopen interface kit

Description	Composition	Reference	Weight kg/lb
<b>Kit comprising:</b>	TM5NCO1	<a href="#">TM5NCO1K</a>	0.120/ 0.264
- a <b>CANopen</b> interface module	+ TM5SPS3		
- a bus base	+ TM5ACBN1		
- a power distribution electronic module	+ TM5ACTB12PS		
- a terminal block			

## Configuration software

- EcoStruxure Machine Expert software, please refer to catalog ref. [DIA3ED2180701EN](#)
- Performance distributed I/O configuration software, please visit our website [www.schneider-electric.com](http://www.schneider-electric.com)

## Accessories

See [page 13](#)

(1) Supplied with 2 protective plates, TM5ACPL10 and TM5ACPR10

# Modicon TM5

High-Performance and Safe IP20 Modular I/O System

Interface module for distributed I/O on Sercos III bus

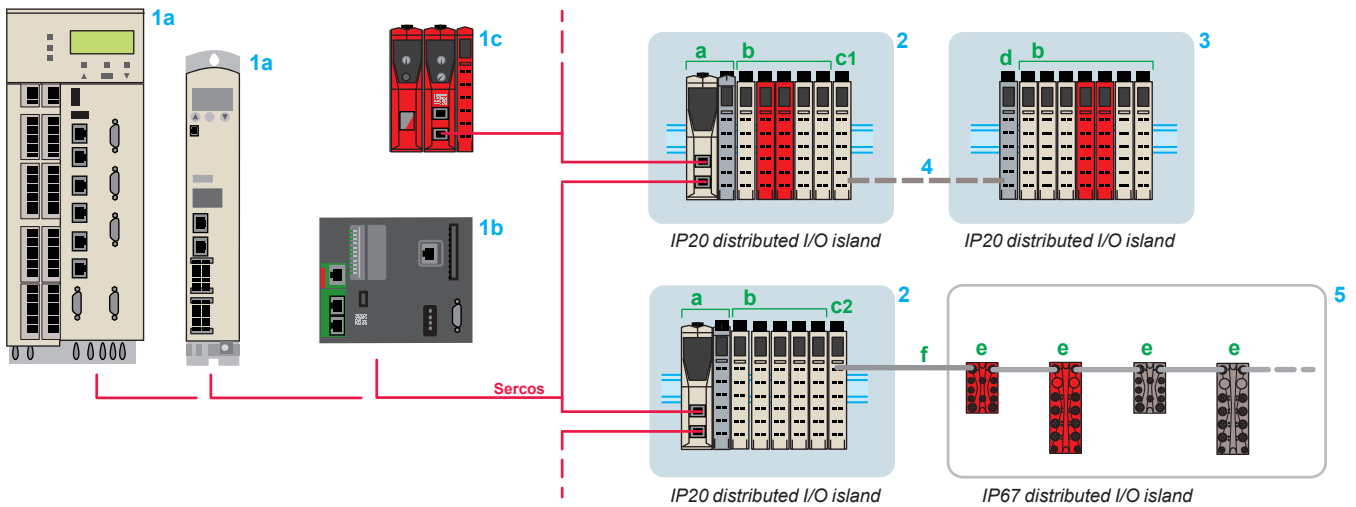
## Sercos III bus



**Fully embedded real-time communication:** The Sercos III bus smooths the way for integrating safety-related control systems. It can have a line, tree, or ring topology. Sercos is a true standard; it does not rely upon a specific manufacturer.

## Distributed I/O on Sercos III bus

**TM5NS31** interface module is a bus coupler, designed for creating distributed I/O islands (IP20 and IP67) on the Sercos III bus. It is compatible with PacDrive LMC Eco/Pro2 motion controllers, and the Modicon M262 logic/motion controller.



- 1 **a** PacDrive LMC Eco/Pro2 motion controllers, **b** Modicon M262 motion controller: Sercos bus masters, **c** Modicon TM5CSLC●00FS safety logic controller: Sercos bus slave
- 2 TM5 interface module (**a**) + TM5 compact block, I/O modules, safety I/O modules (**b**) + TM5SBET1 (**c1**)/TM5SBET7 (**c2**) transmitter modules
- 3 TM5SBER2 receiver module (**d**) + TM5 compact block or TM5 I/O modules (**b**)
- 4 TM5 expansion bus: TCSXCNNXN100 remote I/O connection cable
- 5 Modicon TM7 blocks (1) (digital, analog, or safety I/O) (**e**) + TM7TCSXCN●●●E bus expansion cable (**f**)

(1) Modicon TM7, please refer to catalog ref. [DIA3ED2140405EN](#)

# Modicon TM5

High-Performance and Safe IP20 Modular I/O System

Interface module for distributed I/O on Sercos III bus

## Description

The TM5 Sercos interface module comprises four parts to be ordered separately:


- a TM5ACBN1 bus base (a)
- a TM5NS31 interface electronic module (b)
- a TM5SPS3 power distribution electronic module (c)
- a TM5ACTB12PS removable terminal block (d)

These modules can be mechanically assembled on the bus base before mounting on a symmetrical rail. They offer the following advantages:

- A removable terminal block
- Spring terminals that can be used for quick, tool-free connection of the power supply for the interface module and the I/O expansion modules (the quality of the spring terminals avoids the need for periodic retightening)

### This assembly comprises:

- 1 A bus expansion connection on the side of the base to provide the link with the adjacent module
- 2 A mechanical clip for locking onto a symmetrical rail
- 3 A slot for the Sercos interface module with terminals
- 4 A slot for the power distribution module with terminals
- 5 An LED display block for the interface module channels and diagnostics
- 6 Two rotary switches for address selection on the bus
- 7 A slot for the plain text cover holder (label holder)
- 8 An LED display block for the power distribution module channels and diagnostics
- 9 A removable spring terminal block with locking clip and slots for colored ID markers
- 10 Two RJ45 connectors for the Sercos bus connection (bus connected/bus disconnected)



TM5NS31



TM5SPS3



TM5ACBN1



TM5ACTB12PS

## References

Description	Characteristics	Reference	Weight kg/lb
<b>Sercos bus interface module</b>	Communication module for Sercos III bus	<a href="#">TM5NS31</a>	0.050/ 0.110
<b>Power distribution electronic module</b>	Input power supply: 24 V $\overline{\text{DC}}$ for Sercos bus, interface, and I/O expansion modules	<a href="#">TM5SPS3</a> (1)	0.025/ 0.055
<b>Bus base</b>	For TM5NS31 and TM5SPS3 electronic modules Supplied with 2 protective plates, TM5ACPL10 and TM5ACPR10	<a href="#">TM5ACBN1</a>	0.020/ 0.044
<b>Terminal block</b>	12 spring terminals For TM5SPS3 power distribution electronic module	<a href="#">TM5ACTB12PS</a>	0.016/ 0.035

### Accessories

See [page 13](#)

### Configuration software

EcoStruxure Machine Expert software, please refer to catalog ref. [DIA3ED2180701EN](#)

(1) Supplied with 2 protective plates, TM5ACPL10 and TM5ACPR10



<b>T</b>			
TCXCNNXNX100	27	TM5SAI4AFS	37
TM5ACBM01R	27 33	TM5SAI4H	21
TM5ACBM05R	27 33	TM5SAI4L	21
TM5ACBM11	13 21 25 27 29 31 32	TM5SAI4LK	21
TM5ACBM12	15	TM5SAI4PH	21
TM5ACBM15	13 21 25 27 32	TM5SAI4PHK	21
TM5ACBM3FS	37	TM5SAI6TH	21
TM5ACBM4FS	37	TM5SAO2H	21
TM5ACBN1	37 39 41 43 45	TM5SAO2L	21
TM5ACLPL10	13	TM5SAO4H	21
TM5ACLPR10	13	TM5SAO4L	21
TM5ACSLCM8FS	35	TM5SAO4LK	21
TM5ACTB06	13 21 27 31 32	TM5SBER2	27
TM5ACTB12	13 21 25 27 29 31 32	TM5SBET1	27
TM5ACTB12PS	27 33 37 39 41 43 45	TM5SBET7	27
TM5ACTB16	13	TM5SD0000	32
TM5ACTB32	15	TM5SDC1FS	37
TM5ACTB52FS	37	TM5SDI12D	13
TM5ACTB5EFS	37	TM5SDI12DK	13
TM5ACTB5FFS	37	TM5SDI16D	13
TM5ACTCH100	13	TM5SDI20DFS	37
TM5ACTLC100	13	TM5SDI2DF	25
TM5ACTLS100	13	TM5SDI2DFS	37
TM5C12D8T	17	TM5SDI4A	15
TM5C24D12R	17	TM5SDI4D	13
TM5C24D18T	17	TM5SDI4DFS	37
TM5CSLC300FS	35	TM5SDI6D	13
TM5CSLC400FS	35	TM5SDI6U	15
TM5NCO1	43	TM5SDM12DT	13
TM5NCO1K	43	TM5SDM4DTRFS	37
TM5NEIP1	41	TM5SDM8DTS	13
TM5NEIP1K	41	TM5SDM8TBFS	37
TM5NS31	37 45	TM5SDO12T	13
TM5SAI2H	21	TM5SDO12TK	13
TM5SAI2L	21	TM5SDO16T	13
TM5SAI2PH	21	TM5SDO2DTRFS	37
TM5SAI2TH	21	TM5SDO2R	15
		TM5SDO2S	15
		TM5SDO2TAFS	37
		TM5SDO2TFS	37
		TM5SDO4R	15
		TM5SDO4RK	15
		TM5SDO4T	13
		TM5SDO4TA	13
		TM5SDO4TAFS	37
		TM5SDO4TFS	37
		TM5SDO6T	13
		TM5SDO6TBFS	37
		TM5SDO8TA	13
		TM5SE1IC01024	25
		TM5SE1IC02505	25
		TM5SE1IC20005	25
		TM5SE1MISC20005	25
		TM5SE1RS2	31
		TM5SE1SC10005	25
		TM5SE2IC01024	25
		TM5SE4IOL	29
		TM5SMM6D2L	13
		TM5SPDD12F	32
		TM5SPDG12F	32
		TM5SPDG6D6F	32
		TM5SPS1	33
		TM5SPS10FS	37
		TM5SPS1F	33
		TM5SPS2	33
		TM5SPS2F	33
		TM5SPS3	37 39 41 43 45
		TM5STI4ATCFS	37

Life Is On



Learn more about our products at  
[www.se.com](http://www.se.com)

The information provided in this documentation contains general descriptions and/or technical characteristics of the performance of the products contained herein. This documentation is not intended as a substitute for and is not to be used for determining suitability or reliability of these products for specific user applications. It is the duty of any such user or integrator to perform the appropriate and complete risk analysis, evaluation and testing of the products with respect to the relevant specific application or use thereof. Neither Schneider Electric nor any of its affiliates or subsidiaries shall be responsible or liable for misuse of the information contained herein.

Design: Schneider Electric  
Photos: Schneider Electric

**Schneider Electric Industries SAS**

Head Office  
35, rue Joseph Monier - CS 30323  
F-92500 Rueil-Malmaison Cedex  
France

DIA3ED2131204EN  
January 2023 - V5.1